



**P. MURALI & CO.,**

CHARTERED ACCOUNTANTS  
6-3-655/2/3, SOMAJIGUDA,  
HYDERABAD - 500 082. INDIA

Tel. : (91-40) 2332 6666, 2331 2554  
2339 3967, 2332 1470  
FAX : (91-40) 2339 2474  
E-mail : pmurali.co@gmail.com  
info@pmurali.com  
Website : www.pmurali.com

## INDEPENDENT AUDITOR'S REPORT

To The Members of  
**VIRINCHI MEDIA AND ENTERTAINMENT PVT LIMITED**  
Report on the Audit of the Financial Statements

### Opinion

We have audited the accompanying financial statements of **M/s VIRINCHI MEDIA AND ENTERTAINMENT PVT LIMITED** ("the Company"), which comprises the Balance Sheet as at March 31, 2023, the Statement of Profit and Loss (including Other Comprehensive Income), the Statement of Changes in Equity and the Statement of Cash Flows for the year ended on that date, and a summary of the significant accounting policies and other explanatory information.



In our opinion and to the best of our information and according to the explanations given to us, the aforesaid financial statements give the information required by the Companies Act, 2013 ("the Act") in the manner so required and give a true and fair view in conformity with the Indian Accounting Standards prescribed under section 133 of the Act read with the Companies (Indian Accounting Standards) Rules, 2015, as amended, ("Ind AS") and other accounting principles generally accepted in India, of the state of affairs of the Company as at March 31, 2023, the loss and total comprehensive income, changes in equity and its cash flows for the year ended on that date.

### Basis for Opinion

We conducted our audit of the financial statements in accordance with the Standards on Auditing specified under section 143(10) of the Act (SAs). Our responsibilities under those Standards are further described in the *Auditor's Responsibilities for the Audit of the Financial Statements* section of our report. We are independent of the Company in accordance with the Code of Ethics issued by the Institute of Chartered Accountants of India (ICAI) together with the independence requirements that are relevant to our audit of the financial statements under the provisions of the Act and the Rules made there under, and we have fulfilled our other ethical responsibilities in accordance with these requirements and the ICAI's Code of Ethics. We believe that the audit evidence we have obtained is sufficient and appropriate to provide a basis for our audit opinion on the financial statements.

### Key Audit Matters

Key audit matters are those matters that, in our professional judgment, were of most significance in our audit of the financial statements of the current period. These matters were



**P. MURALI & CO.,**  
CHARTERED ACCOUNTANTS  
6-3-655/2/3, SOMAJIGUDA,  
HYDERABAD - 500 082. INDIA

Tel. : (91-40) 2332 6666, 2331 2554  
2339 3967, 2332 1470  
FAX : (91-40) 2339 2474  
E-mail : pmurali.co@gmail.com  
info@pmurali.com  
Website : www.pmurali.com

addressed in the context of our audit of the financial statements as a whole, and in forming our opinion thereon, and we do not provide a separate opinion on these matters.

Depending on the facts and circumstances of the entity and the Audit, there are no key audit matters to communicate in the Audit Report.

#### **Information Other than the Financial Statements and Auditor's Report Thereon**

The Company's Board of Directors is responsible for the preparation of the other information. The other information comprises the information included in the Management Discussion and Analysis, Board's Report including Annexure to Board's Report, Business Responsibility Report, Corporate Governance and Shareholder's Information, but does not include the financial statements and our auditor's report thereon.



Our opinion on the financial statements does not cover the other information and we do not express any form of assurance conclusion thereon.

In connection with our audit of the financial statements, our responsibility is to read the other information and, in doing so, consider whether the other information is materially inconsistent with the financial statements or our knowledge obtained during the course of our audit or otherwise appears to be materially misstated.

If, based on the work we have performed, we conclude that there is a material misstatement of this other information; we are required to report that fact. We have nothing to report in this regard.

#### **Management's Responsibility for the Financial Statements**

The Company's Board of Directors is responsible for the matters stated in section 134(5) of the Act with respect to the preparation of these financial statements that give a true and fair view of the financial position, financial performance, total comprehensive income, changes in equity and cash flows of the Company in accordance with the Ind AS and other accounting principles generally accepted in India. This responsibility also includes maintenance of adequate accounting records in accordance with the provisions of the Act for safeguarding the assets of the Company and for preventing and detecting frauds and other irregularities; selection and application of appropriate accounting policies; making judgments and estimates that are reasonable and prudent; and design, implementation and maintenance of adequate internal financial controls, that were operating effectively for ensuring the accuracy and completeness of the accounting records, relevant to the preparation and presentation of the financial statements that give a true and fair view and are free from material misstatement, whether due to fraud or error.



**P. MURALI & CO.,**  
CHARTERED ACCOUNTANTS  
6-3-655/2/3, SOMAJIGUDA,  
HYDERABAD - 500 082. INDIA

Tel. : (91-40) 2332 6666, 2331 2554  
2339 3967, 2332 1470  
FAX : (91-40) 2339 2474  
E-mail : pmurali.co@gmail.com  
info@pmurali.com  
Website : www.pmurali.com

In preparing the financial statements, management is responsible for assessing the Company's ability to continue as a going concern, disclosing, as applicable, matters related to going concern and using the going concern basis of accounting unless management either intends to liquidate the Company or to cease operations, or has no realistic alternative but to do so.


The Board of Directors are responsible for overseeing the Company's financial reporting process.

### **Auditor's Responsibilities for the Audit of the Financial Statements**

Our objectives are to obtain reasonable assurance about whether the financial statements as a whole are free from material misstatement, whether due to fraud or error, and to issue an auditor's report that includes our opinion. Reasonable assurance is a high level of assurance, but is not a guarantee that an audit conducted in accordance with SAs will always detect a material misstatement when it exists. Misstatements can arise from fraud or error and are considered material if, individually or in the aggregate, they could reasonably be expected to influence the economic decisions of users taken on the basis of these financial statements.

As part of an audit in accordance with SAs, we exercise professional judgment and maintain professional skepticism throughout the audit. We also:

- Identify and assess the risks of material misstatement of the financial statements, whether due to fraud or error, design and perform audit procedures responsive to those risks, and obtain audit evidence that is sufficient and appropriate to provide a basis for our opinion. The risk of not detecting a material misstatement resulting from fraud is higher than for one resulting from error, as fraud may involve collusion, forgery, intentional omissions, misrepresentations, or the override of internal control.
- Obtain an understanding of internal financial controls relevant to the audit in order to design audit procedures that are appropriate in the circumstances. Under section 143(3)(i) of the Act, we are also responsible for expressing our opinion on whether the Company has adequate internal financial controls system in place and the operating effectiveness of such controls.
- Evaluate the appropriateness of accounting policies used and the reasonableness of accounting estimates and related disclosures made by management.





**P. MURALI & CO.,**  
CHARTERED ACCOUNTANTS  
6-3-655/2/3, SOMAJIGUDA,  
HYDERABAD - 500 082. INDIA

Tel. : (91-40) 2332 6666, 2331 2554  
2339 3967, 2332 1470  
FAX : (91-40) 2339 2474  
E-mail : pmurali.co@gmail.com  
info@pmurali.com  
Website : www.pmurali.com


- Conclude on the appropriateness of management's use of the going concern basis of accounting and, based on the audit evidence obtained, whether a material uncertainty exists related to events or conditions that may cast significant doubt on the Company's ability to continue as a going concern. If we conclude that a material uncertainty exists, we are required to draw attention in our auditor's report to the related disclosures in the financial statements or, if such disclosures are inadequate, to modify our opinion. Our conclusions are based on the audit evidence obtained up to the date of our auditor's report. However, future events or conditions may cause the Company to cease to continue as a going concern.
- Evaluate the overall presentation, structure and content of the financial statements, including the disclosures, and whether the financial statements represent the underlying transactions and events in a manner that achieves fair presentation.

Materiality is the magnitude of misstatements in the financial statements that, individually or in aggregate, makes it probable that the economic decisions of a reasonably knowledgeable user of the financial statements may be influenced. We consider quantitative materiality and qualitative factors in: (i) planning the scope of our audit work and in evaluating the results of our work; and (ii) to evaluate the effect of any identified misstatements in the financial statements.

We communicate with those charged with governance regarding, among other matters, the planned scope and timing of the audit and significant audit findings, including any significant deficiencies in internal control that we identify during our audit.

We also provide those charged with governance with a statement that we have complied with relevant ethical requirements regarding independence, and to communicate with them all relationships and other matters that may reasonably be thought to bear on our independence, and where applicable, related safeguards.

From the matters communicated with those charged with governance, we determine those matters that were of most significance in the audit of the financial statements of the current period and are therefore the key audit matters. We describe these matters in our auditor's report unless law or regulation precludes public disclosure about the matter or when, in extremely rare circumstances, we determine that a matter should not be communicated in our report because the adverse consequences of doing so would reasonably be expected to outweigh the public interest benefits of such communication.





**P. MURALI & CO.,**  
CHARTERED ACCOUNTANTS  
6-3-655/2/3, SOMAJIGUDA,  
HYDERABAD - 500 082. INDIA

Tel. : (91-40) 2332 6666, 2331 2554  
2339 3967, 2332 1470  
FAX : (91-40) 2339 2474  
E-mail : pmurali.co@gmail.com  
info@pmurali.com  
Website : www.pmurali.com

## Report on Other Legal and Regulatory Requirements

1. As required by Section 143(3) of the Act, based on our audit we report that:
  - a) We have sought and obtained all the information and explanations which to the best of our knowledge and belief were necessary for the purposes of our audit.
  - b) In our opinion, proper books of account as required by law have been kept by the Company so far as it appears from our examination of those books.
  - c) The Balance Sheet, the Statement of Profit and Loss including Other Comprehensive Income, Statement of Changes in Equity and the Statement of Cash Flow dealt with by this Report are in agreement with the relevant books of account.
  - d) In our opinion, the aforesaid financial statements comply with the Ind AS specified under Section 133 of the Act, read with Rule 7 of the Companies (Accounts) Rules, 2014.
  - e) On the basis of the written representations received from the directors as on March 31, 2023 taken on record by the Board of Directors, none of the directors is disqualified as on March 31, 2023 from being appointed as a director in terms of Section 164 (2) of the Act.
  - f) With respect to the adequacy of the internal financial controls over financial reporting of the Company and the operating effectiveness of such controls, refer to our separate Report in "Annexure A". Our report expresses an unmodified opinion on the adequacy and operating effectiveness of the Company's internal financial controls over financial reporting.
  - g) With respect to the other matters to be included in the Auditor's Report in accordance with the requirements of section 197(16) of the Act, as amended:

In our opinion and to the best of our information and according to the explanations given to us, the remuneration paid by the Company to its directors during the year is in accordance with the provisions of section 197 of the Act.
  - h) With respect to the other matters to be included in the Auditor's Report in accordance with Rule 11 of the Companies (Audit and Auditors) Rules, 2014, as amended in our opinion and to the best of our information and according to the explanations given to us:





**P. MURALI & CO.,**

CHARTERED ACCOUNTANTS  
6-3-655/2/3, SOMAJIGUDA,  
HYDERABAD - 500 082. INDIA


Tel. : (91-40) 2332 6666, 2331 2554  
2339 3967, 2332 1470

FAX : (91-40) 2339 2474

E-mail : pmurali.co@gmail.com  
info@pmurali.com

Website : www.pmurali.com

- i. The Company does not have pending litigations which would have impact on its financial position.
- ii. The Company doesn't not have any long-term contracts including derivative contracts for which there were any material foreseeable losses.
- iii. There has been no delay in transferring amounts, required to be transferred, to the Investor Education and Protection Fund by the Company.
- iv. The Management has represented that, to the best of its knowledge and belief, no funds have been advanced or loaned or invested (either from borrowed funds or share premium or any other sources or kind of funds) by the Company to or in any other persons or entities, including foreign entities ("Intermediaries"), with the understanding, whether recorded in writing or otherwise, that the Intermediary shall, directly or indirectly lend or invest in other persons or entities identified in any manner whatsoever ("Ultimate Beneficiaries") by or on behalf of the Company or provide any guarantee, security or the like on behalf of the Ultimate Beneficiaries.
- v. The Management has represented that, to the best of its knowledge and belief, no funds have been received by the Company from any persons or entities, including foreign entities ("Funding Parties"), with the understanding, whether recorded in writing or otherwise, that the Company shall directly or indirectly, lend or invest in other persons or entities identified in any manner whatsoever ("Ultimate Beneficiaries") by or on behalf of the Funding Parties or provide any guarantee, security or the like on behalf of the Ultimate Beneficiaries.
- vi. Based on the audit procedures performed that have been considered reasonable and appropriate in the circumstances, nothing has come to our notice that has caused us to believe that the representations above (iv) and (v) under sub-clause (i) and (ii) of Rule 11(e) contain any material misstatement.
- vii. The company has not declared or paid any dividend during the year.






**P. MURALI & CO.,**

CHARTERED ACCOUNTANTS  
6-3-655/2/3, SOMAJIGUDA,  
HYDERABAD - 500 082. INDIA

Tel. : (91-40) 2332 6666, 2331 2554  
2339 3967, 2332 1470  
FAX : (91-40) 2339 2474  
E-mail : pmurali.co@gmail.com  
info@pmurali.com  
Website : www.pmurali.com

2. As required by the Companies (Auditor's Report) Order, 2020("the Order") issued by the Central Government in terms of Section 143(11) of the Act, we give in "Annexure B" a statement on the matters specified in paragraphs 3 and 4 of the Order.

For P. Murali & Co.,  
Chartered Accountants  
Firm's Regn.No:007257S

  
M V Joshi  
Partner

M.No:024784

UDIN: 23024784B6VPPV7714

Place: Hyderabad

Date:15.05.2023



**P. MURALI & CO.,**

CHARTERED ACCOUNTANTS  
6-3-655/2/3, SOMAJIGUDA,  
HYDERABAD - 500 082. INDIA

Tel. : (91-40) 2332 6666, 2331 2554  
2339 3967, 2332 1470  
FAX : (91-40) 2339 2474  
E-mail : pmurali.co@gmail.com  
info@pmurali.com  
Website : www.pmurali.com

## ANNEXURE "A" TO THE INDEPENDENT AUDITOR'S REPORT

Referred to in paragraph 1(f) under 'Report on Other Legal and Regulatory Requirements' section of our report to the Members of M/s **VIRINCHI MEDIA AND ENTERTAINMENT PVT LIMITED** of even date

### Report on the Internal Financial Controls over Financial Reporting under Clause (i) Of Sub-section 3 of Section 143 of the Companies Act, 2013 ("the Act")


We have audited the internal financial controls over financial reporting of M/s **VIRINCHI MEDIA AND ENTERTAINMENT PVT LIMITED** ("the Company") as of March 31, 2023 in conjunction with our audit of the financial statements of the Company for the year ended on that date.

### Management's Responsibility for Internal Financial Controls

The Company's management is responsible for establishing and maintaining internal financial controls based on the internal control over financial reporting criteria established by the Company considering the essential components of internal control stated in the Guidance Note on Audit of Internal Financial Controls over Financial Reporting issued by the Institute of Chartered Accountants of India. These responsibilities include the design, implementation and maintenance of adequate internal financial controls that were operating effectively for ensuring the orderly and efficient conduct of its business, of its assets, the prevention and detection of frauds and errors, the accuracy and completeness of the accounting records, and the timely preparation of reliable financial information, as required under the Companies Act, 2013.

### Auditor's Responsibility

Our responsibility is to express an opinion on the company's internal financial controls over financial reporting based on our Audit. We conducted our audit in accordance with the Guidance note on Audit of Internal Financial Controls Over Financial Reporting (the "Guidance Note") and the standards on Auditing deemed to be prescribed under section 143(10) of the Act to the extent applicable to an Audit of Internal Financial Controls, both applicable to an audit of Internal Financial Controls and both issued by the ICAI. These standards and guidance note require that we comply with ethical requirements and plan and performed the audit to obtain reasonable assurance about whether adequate internal financial controls over financial reporting was established and maintained and if such controls operated effectively in all material respects.







**P. MURALI & CO.,**

CHARTERED ACCOUNTANTS  
6-3-655/2/3, SOMAJIGUDA,  
HYDERABAD - 500 082. INDIA

Tel. : (91-40) 2332 6666, 2331 2554  
2339 3967, 2332 1470

FAX : (91-40) 2339 2474

E-mail : pmurali.co@gmail.com  
info@pmurali.com


Website : www.pmurali.com

Our audit involves performing procedures to obtain audit evidence about the adequacy of the internal financial controls system over financial reporting and their operating effectiveness. Our Audit of internal financial controls over financial reporting included obtaining an understanding of internal financial controls over financial reporting, assessing the risk that a material weakness exists, and testing and evaluating the design and operating effectiveness of internal control based on the assessed risk. The procedures selected depend on the Auditor's Judgment, including the assessment of the risk of material misstatement of the IND AS Financial Statements, whether due to fraud or error.

We believe that the audit evidence we have obtained is sufficient and appropriate to provide a basis for our audit opinion and the company's internal financial control system over financial reporting.

### **Meaning of Internal Financial Controls over Financial Reporting**

A company's internal financial control over financial reporting is a process designed to provide reasonable assurance regarding their liability of financial reporting and the preparation of financial statements for external purposes in accordance with generally accepted accounting principles. A company's internal financial control over financial reporting includes those policies and procedures that (1) pertain to the maintenance of records that, in reasonable detail, accurately and fairly reflect the transactions and dispositions of the assets of the company; (2) provide reasonable assurance that transactions are recorded as necessary to permit preparation of financial statements in accordance with generally accepted accounting principles, and that receipts and expenditures of the company are being made only in accordance with authorizations of management and directors of the company; and (3) Provide reasonable assurance regarding prevention or timely detection of unauthorized acquisition, use, or disposition of the company's assets that could have a material effect on the financial statements.





**P. MURALI & CO.,**

CHARTERED ACCOUNTANTS  
6-3-655/2/3, SOMAJIGUDA,  
HYDERABAD - 500 082. INDIA

Tel. : (91-40) 2332 6666, 2331 2554  
2339 3967, 2332 1470

FAX : (91-40) 2339 2474

E-mail : pmurali.co@gmail.com  
info@pmurali.com

Website : www.pmurali.com

### **Limitations of Internal Financial Controls over Financial Reporting**

Because of the inherent limitations of internal financial controls over financial reporting, including the possibility of collusion or improper management override of controls, material misstatements due to error or fraud may occur and not be detected. Also, projections of any evaluation of the internal financial controls over financial reporting to future periods are subject to the risk that the internal financial control over financial reporting may become inadequate because of changes in conditions, or that the degree of compliance with the policies or procedures may deteriorate.

### **Opinion**

In our opinion, to the best of our information and according to the explanations given to us, the Company has, in all material respects, an adequate internal financial controls system over financial reporting and such internal financial controls over financial reporting were operating effectively as at March 31, 2023, based on the internal control over financial reporting criteria established by the Company considering the essential components of internal control stated in the Guidance Note on Audit of Internal Financial Controls Over Financial Reporting issued by the Institute of Chartered Accountants of India.

For P. Murali & Co.,  
Chartered Accountants  
Firm's Regn.No:007257S

M V Joshi  
Partner

M.No:024784

UDIN: 23024784B6VPPV7714



Place: Hyderabad

Date:15.05.2023



**P. MURALI & CO.,**  
CHARTERED ACCOUNTANTS  
6-3-655/2/3, SOMAJIGUDA,  
HYDERABAD - 500 082. INDIA

Tel. : (91-40) 2332 6666, 2331 2554  
2339 3967, 2332 1470  
FAX : (91-40) 2339 2474  
E-mail : pmurali.co@gmail.com  
info@pmurali.com  
Website : www.pmurali.com

## ANNEXURE 'B' TO THE INDEPENDENT AUDITOR'S REPORT

(Referred to in paragraph 2 under 'Report on Other Legal and Regulatory Requirements' section of our report to the Members of VIRINCHI MEDIA AND ENTERTAINMENT PVT LIMITED of even date

i. In respect of the Company's PPE:

(a)

1. According to the information and explanations given to us and on the basis of our examination of records, the company doesn't have any Property Plant & Equipment (PPE).
2. The Company has maintained proper records showing full particulars of intangible assets.

(b) According to the information and explanations given to us and on the basis of our examination of records of the Company, the company doesn't have any immovable properties.

(c) As per the information provided by the management, no proceedings have been initiated or are pending against the company for holding any Benami property under the Benami Transactions (Prohibition) Act, 1988.

ii.

a) According to the information and explanations given to us and on the basis of our examination of records, the Company does not hold any inventory.

b) According to the information and explanations given to us and on the basis of our examination of records, the company has not taken working Capital loan from Banks or Financial Institutions on the basis of security of current assets.

iii. According to the information and explanations given to us and on the basis of our examination of records of the company, during the year the company has not made any investments in, provided any guarantee or security or granted any loans or advances in the nature of loans, secured or unsecured, to companies, firms, and Limited Liability partnerships or any other parties.






**P. MURALI & CO.,**

CHARTERED ACCOUNTANTS  
6-3-655/2/3, SOMAJIGUDA,  
HYDERABAD - 500 082. INDIA

Tel. : (91-40) 2332 6666, 2331 2554  
2339 3967, 2332 1470  
FAX : (91-40) 2339 2474  
E-mail : pmurali.co@gmail.com  
info@pmurali.com  
Website : www.pmurali.com

- iv. According to the information and explanations given to us and on the basis of our examination of records, the company has not made any investments or granted any loans or Advances in the nature of loans to the parties covered under section 185 and 186 of the Companies Act, 2013
- v. The Company has not accepted any deposits from the public covered under Section 73 to 76 of the Companies Act, 2013 and rules framed there under to the extent notified.
- vi. The cost records as specified under sec 148(1) of the Companies Act 2013, is not prescribed to the company.
- vii. According to the information and explanations given to us, in respect of statutory dues:
- (a) According to the information and explanations given to us and based on the records of the company examined by us, the company is regular in depositing the undisputed statutory dues, including Provident Fund, Employees' State Insurance, Income-tax, Custom Duty, Goods and Services Tax and other material statutory dues, as applicable, with the appropriate authorities in India.
- (b) There were no undisputed amounts payable in respect of Provident Fund, Employees' State Insurance, Income Tax, Goods and Service Tax, Customs Duty, Cess and other material statutory dues in arrears as at March 31, 2023 for a period of more than six months from the date they became payable.
- (c) According to the information and explanation given to us and based on the records of the company examined by us, there are no dues of Income Tax, Goods and Service Tax and Customs Duty which have not been deposited as at March 31, 2023 on account of any dispute.
- viii. Based on our audit procedures and according to the information and explanations given to us, the company does not have any transactions which are not recorded in the books of account have been surrendered or disclosed as income during the year in the tax assessments under the Income Tax Act.
- ix.
- (a) In our opinion and according to the information and explanations given to us, the Company has not defaulted in the repayment of loans or borrowings to financial institutions, banks and any other Lenders.
- (b) The Company is not declared as wilful defaulter by any bank or financial Institution or other lenders.
- (c) In our opinion and according to the information and explanations given to us, the Term loans were applied for the purpose for which the loans were obtained.





**P. MURALI & CO.,**

CHARTERED ACCOUNTANTS  
6-3-655/2/3, SOMAJIGUDA,  
HYDERABAD - 500 082. INDIA

Tel. : (91-40) 2332 6666, 2331 2554  
2339 3967, 2332 1470  
FAX : (91-40) 2339 2474  
E-mail : pmurali.co@gmail.com  
info@pmurali.com  
Website : www.pmurali.com

- (d) In our opinion and according to the information and explanations given to us, no funds raised on short term basis which have been utilized for long term purposes.
- (e) In our opinion and according to the information and explanations given to us, the company has not taken any funds from any entity or person on account of or to meet the obligations of its subsidiaries, associates or joint ventures.
- (f) In our opinion and according to the information and explanations given to us, the company has not raised loans during the year on the pledge of securities held in its subsidiaries, joint ventures or associate companies.

x.


- (a) In our opinion and according to the information and explanations given to us, the company has not raised any money by way of initial public offer, further public offer (including debt instruments) during the year.
- (b) In our opinion and according to the information and explanations given to us, the company has not made any preferential allotment or private placement of shares or fully Convertible Debentures (partly or optionally convertible debentures) during the year under review.

xi.

- (a) According to the information and explanations given to us, no fraud by the company or on the company has been noticed or reported during the course of our Audit.
- (b) According to the information and explanations given to us, no Report has been filed in form ADT-4 with the Central Government as prescribed under Sub section (12) of Section 143 of the companies Act, 2013.
- (c) According to the information and explanations given to us, the company has not received any Whistle-blower complaints during the year.

xii. In our opinion the Company is not a Nidhi Company and the Nidhi Rules, 2014 are not applicable to it.

xiii. The Company has entered into transactions with related parties in compliance with the provisions of section 177 and 188 of the Act. The details of such related party transactions have been disclosed in the financial statements as required under Indian Accounting standard (Ind AS) 24, related party disclosures specified under section 133 of the Act, read with relevant rules issued there under.






**P. MURALI & CO.,**

CHARTERED ACCOUNTANTS  
6-3-655/2/3, SOMAJIGUDA,  
HYDERABAD - 500 082. INDIA

Tel. : (91-40) 2332 6666, 2331 2554  
2339 3967, 2332 1470  
FAX : (91-40) 2339 2474  
E-mail : pmurali.co@gmail.com  
info@pmurali.com  
Website : www.pmurali.com

- xiv.
- (a) According to the information and explanations given to us, the company has an internal audit system which commensurate with the size and nature of its business.
- (b) We have considered the reports of the Internal Auditors for the period under Audit.
- xv. According to the information and explanations given to us the Company has not entered into non-cash transactions with its directors or persons connected with him.
- xvi.
- (a) In our opinion, the company is not required to be registered under section 45-IA of The Reserve Bank of India Act 1934.
- (b) In our opinion, the company has not conducted any Nonbanking financial or Housing finance activities without a valid certificate of Registration from the Reserve Bank of India as per Reserve Bank of India Act, 1934.
- (c) In our opinion, the Company is not a Core Investment Company (CIC) as defined by the Reserve Bank of India.
- (d) In our opinion, the Company is not part of any Group. Therefore, the requirement of Paragraph 3(xvi)(d) is not applicable to the company.
- xvii. The Company has incurred cash losses of Rs. 2745.88 thousand in the current year and there is Rs.2365.54 thousand cash loss in the immediately preceding financial year.
- xviii. There has been no resignation of the statutory auditors during the year.
- xix. On the basis of the financial ratios, ageing and expected dates of realization of financial assets and payment of financial liabilities, other information accompanying the financial statements, based on our knowledge of the Board of Directors' and management plans, we are of the opinion that no material uncertainty exists as on the date of the audit report and company is capable of meeting its liabilities existing at the date of balance sheet.





**P. MURALI & CO.,**

CHARTERED ACCOUNTANTS  
6-3-655/2/3, SOMAJIGUDA,  
HYDERABAD - 500 082. INDIA

Tel. : (91-40) 2332 6666, 2331 2554  
2339 3967, 2332 1470

FAX : (91-40) 2339 2474

E-mail : pmurali.co@gmail.com  
info@pmurali.com

Website : www.pmurali.com

xx. The Company is not covered under the provisions of section 135 of the Companies Act, 2013.

For P. Murali & Co.,  
Chartered Accountants  
Firm's Regn.No:007257S



M V Joshi

Partner

M.No:024784

UDIN: 23024784BGVPPV7714

Place: Hyderabad

Date:15.05.2023

**VIRINCHI MEDIA AND ENTERTAINMENT PVT LIMITED**

Balance Sheet as at March 31

(Rs. In Thousands)

| Particulars                         | Note No | 2023             | 2022             |
|-------------------------------------|---------|------------------|------------------|
| <b>ASSETS</b>                       |         |                  |                  |
| <b>1) NON CURRENT ASSETS</b>        |         |                  |                  |
| Property, Plant and Equipment       |         |                  |                  |
| Intangible Assets                   | 1       | 12,521.57        | 12,746.45        |
| Financial Assets                    |         |                  |                  |
| i) Investments                      |         |                  |                  |
| ii) Trade Receivables               |         |                  |                  |
| iii) Loans                          |         |                  |                  |
| iv) Other financial Assets          |         |                  |                  |
| Deferred Tax Assets (Net)           |         |                  |                  |
| Other Non-Current assets            |         |                  |                  |
| <b>2) CURRENT ASSETS</b>            |         |                  |                  |
| Inventories                         |         |                  |                  |
| Financial assets                    |         |                  |                  |
| i) Investment                       |         |                  |                  |
| ii) Trade Receivables               | 2       | 440.33           | 1,706.82         |
| iii) Cash and Cash Equivalents      | 3       | 893.24           | 951.71           |
| iv) Loans                           | 4       | 1,109.55         | 1,109.55         |
| v) Other financial assets           |         |                  |                  |
| Current Tax Assets (Net)            | 5       | 36.00            | 189.66           |
| Other Current Assets                |         |                  |                  |
| <b>Total Assets</b>                 |         | <b>15,000.68</b> | <b>16,704.18</b> |
| <b>EQUITY AND LIABILITIES</b>       |         |                  |                  |
| <b>1) Equity</b>                    |         |                  |                  |
| Equity Share Capital                | 6       | 100.00           | 100.00           |
| Other Equity                        | 7       | (5,821.73)       | (2,839.18)       |
| <b>2) Non-Current Liabilities</b>   |         |                  |                  |
| Financial Liabilities               |         |                  |                  |
| i) Borrowings                       | 8       | 20,472.96        | 18,883.36        |
| ii) Trade Payables                  |         |                  |                  |
| iii) Other financial liabilities    |         |                  |                  |
| Provisions                          |         |                  |                  |
| Deferred tax liabilities (net)      | 9       | 92.00            | 80.19            |
| Other non current liabilities       |         |                  |                  |
| <b>3) Current Liabilities</b>       |         |                  |                  |
| Financial Liabilities               |         |                  |                  |
| i) Borrowings                       |         |                  |                  |
| ii) Trade Payables                  |         |                  |                  |
| iii) Other financial liabilities    |         |                  |                  |
| Provision                           | 10      | 157.46           | 479.80           |
| Other current liabilities           |         |                  |                  |
| Current tax liabilities (net)       |         |                  |                  |
| <b>Total Equity and Liabilities</b> |         | <b>15,000.68</b> | <b>16,704.18</b> |

Notes referred to above form an integral part of the Financial Statements

As per our Report of Even Date

For and on behalf of the Board

**FOR P MURALI & CO.,**

For Virinchi Media and Entertainment Pvt Ltd

**Chartered Accountants**

**Firm Registration No.007257S**

  
**M.V. Joshi**  
 Partner

  
**M.V. Srinivasa Rao**  
 Director

  
**K. Ravindranath Tagore**  
 Director

M. No. 024784


DIN: 00816334

DIN: 03510601

UDIN: 23024784B G V P P V 7714

Place: Hyderabad

Date: 15th May, 2023





**VIRINCHI MEDIA AND ENTERTAINMENT PVT LIMITED**

Statement of Profit and Loss for the year ended March 31 (Rs. In Thousands)

| Particulars   | Note No | 2023              | 2022              |
|---|---------|-------------------|-------------------|
| Revenue from operations   | 11      | 1,855.29          | 1,896.48          |
| Interest Income   | 12      | 7.58              | 8.50              |
| <b>Total Revenue</b>  |         | <b>1,862.87</b>   | <b>1,904.98</b>   |
| <b>Expenses:</b>  |         |                   |                   |
| Cost of Materials consumed  |         | -                 | -                 |
| Purchase of Stock in trade  |         | -                 | -                 |
| Changes in inventories of finished goods, work in progress and stock in trade |         | -                 | -                 |
| Employee Benefit Expenses   | 13      | 1,644.64          | 2,768.36          |
| Depreciation  | 1       | 224.88            | 224.88            |
| Amortisation Expense  |         | -                 | -                 |
| Finance Cost  | 14      | 1,365.60          | 1,180.39          |
| Other Administrative Expenses   | 15      | 1,598.51          | 321.77            |
| <b>Total Expenses</b>   |         | <b>4,833.63</b>   | <b>4,495.40</b>   |
| <b>Profit / (Loss) before tax</b>   |         | <b>(2,970.76)</b> | <b>(2,590.42)</b> |
| <b>Tax expense:</b>   |         |                   |                   |
| (a) Current tax   |         | -                 | -                 |
| (b) Deferred tax  |         | 11.80             | 80.19             |
| <b>Profit / (loss) for the period from continuing operations</b>              |         | <b>(2,982.56)</b> | <b>(2,670.61)</b> |
| Other Comprehensive Income (Net of Tax)                                       |         | -                 | -                 |
| <b>Total Comprehensive Income for the period</b>                              |         | <b>(2,982.56)</b> | <b>(2,670.61)</b> |
| <b>Earning per equity share:</b>  |         |                   |                   |
| (a) Basic   |         | (298.26)          | (267.06)          |
| (b) Diluted   |         | (298.26)          | (267.06)          |


Notes referred to above form an integral part of the Financial Statements


As per our Report of Even Date

For and on behalf of the Board

**FOR P MURALI & CO.,**  
Chartered Accountants  
Firm Registration No.007257S

For Virinchi Media and Entertainment Pvt Ltd

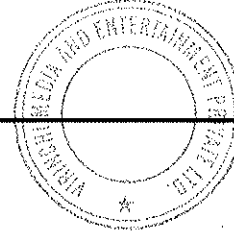
  
M.V. Joshi  
Partner  
M. No. 024784

  
M.V. Srinivasa Rao  
Director  
DIN: 00816334

  
K. Ravindranath Tagore  
Director  
DIN: 03510601

UDIN: 2302478486VPPV 7714

Place : Hyderabad  
Date: 15th May, 2023



**VIRINCHI MEDIA AND ENTERTAINMENT PVT LIMITED**

**Cash Flow Statement for the Year Ended March 31**

**(Rs. In Thousands)**

| Particulars   | 2023              | 2022              |
|---|-------------------|-------------------|
| <b>A. Cash Flow from Operating Activities:</b>                |                   |                   |
| Net Profit/ (Loss) before taxation and extraordinary items    | (2,970.76)        | (2,590.42)        |
| <u>Adjustments for:</u>                                       |                   |                   |
| Amortisation Expenses   | 224.88            | 224.88            |
| Interest & Finance Cost                                       | 1,365.60          | 1,180.39          |
| <b>Operating Profit before Working Capital Changes</b>        | <b>(1,380.28)</b> | <b>(1,185.16)</b> |
| <u>Changes in Assets &amp; Liabilities</u>                    |                   |                   |
| Trade and Other receivables                                   | 1,420.15          | (6.48)            |
| Trade and Other Payables                                      | (322.34)          | 368.47            |
| <b>Cash Generated from Operations</b>                         | <b>(282.47)</b>   | <b>(823.16)</b>   |
| Taxation for the year   | -                 | -                 |
| <b>Net Cash from Operating Activities</b>                     | <b>(282.47)</b>   | <b>(823.16)</b>   |
| <b>B. Cash Flow from Investing Activities:</b>                |                   |                   |
| Purchase of Fixed Assets                                      | -                 | -                 |
| Investment  | -                 | -                 |
| <b>Net Cash used in Investing Activities</b>                  | <b>-</b>          | <b>-</b>          |
| <b>C. Cash Flow From Financing Activities:</b>                |                   |                   |
| Net Proceeds from Long Term Borrowings                        | 1,589.60          | 2,562.35          |
| Interest & Finance Cost                                       | (1,365.60)        | (1,180.39)        |
| <b>Net Cash from Financing Activities</b>                     | <b>224.00</b>     | <b>1,381.96</b>   |
| <b>Net Increase / (Decrease) In Cash And Cash Equivalents</b> | <b>(58.47)</b>    | <b>558.80</b>     |
| Cash and Cash equivalents as at Beginning of the Year         | 951.71            | 392.91            |
| Cash and Cash equivalents as at End of the Year               | 893.24            | 951.71            |


Notes referred to above form an integral part of the Financial Statements

As per our Report of Even Date

For and on behalf of the Board

**FOR P MURALI & CO.,**  
Chartered Accountants  
Firm Registration No.007257S

For Virinchi Media and Entertainment Pvt Ltd


  
M.V. Joshi  
Partner

M. No. 024784

UDIN: 23027848GVPV7714


Place : Hyderabad

Date: 15th May, 2023




M.V. Srinivasa Rao  
Director

DIN: 00816334



K. Ravindranath Tagore  
Director

DIN: 03510601



**VIRINCHI MEDIA AND ENTERTAINMENT PVT LIMITED****Standalone Statement of Changes in Equity for the year ended 31 March 2023**

(All amounts in Rs In Thousands, except Share data and where otherwise stated)

**A) EQUITY SHARE CAPITAL**

|                             | No. of Shares | Amount |
|-----------------------------|---------------|--------|
| Balance as at 31 March 2022 | 10,000        | 100.00 |
| Balance as at 31 March 2023 | 10,000        | 100.00 |

**B) OTHER EQUITY**

| Particulars  | Reserves and Surplus |                    |                 |                   | Total      |
|--|----------------------|--------------------|-----------------|-------------------|------------|
|  | Capital Reserve      | Securities Premium | General Reserve | Retained Earnings |            |
| <b>As At 31 March 2021</b>   | -                    | -                  | -               | (168.56)          | (168.56)   |
| Profit for the year  | -                    | -                  | -               | (2,670.61)        | (2,670.61) |
| <b>Other Comprehensive Income</b>                                    | -                    | -                  | -               | -                 | -          |
| Re-measurement Gains / (Losses) on Defined Benefit Plans, net of Tax | -                    | -                  | -               | -                 | -          |
| Income-tax effect  | -                    | -                  | -               | -                 | -          |
| <b>Balance as of 31 March 2022</b>                                   | -                    | -                  | -               | (2,839.18)        | (2,839.18) |
| Profit for the year  | -                    | -                  | -               | (2,982.56)        | (2,982.56) |
| <b>Other Comprehensive Income</b>                                    | -                    | -                  | -               | -                 | -          |
| Re-measurement Gains / (Losses) on Defined Benefit Plans, net of Tax | -                    | -                  | -               | -                 | -          |
| Income-tax effect  | -                    | -                  | -               | -                 | -          |
| <b>Balance as of 31 March 2023</b>                                   | -                    | -                  | -               | (5,821.73)        | (5,821.73) |


The accompanying notes are an integral part of the Standalone Financial Statements.

As per our report of even date

**FOR P MURALI & CO.,**

Chartered Accountants

Firm Registration No.007257S



M.V. Joshi

Partner

M. No. 024784

UDIN: 23024784B0VPP7714

Place: Hyderabad

Date: 15th May, 2023

for and on behalf of the Board of Directors of  
**VIRINCHI MEDIA AND ENTERTAINMENT PVT LIMITED**

*M.V. Srinivasa Rao*

**M.V. Srinivasa Rao**

Director

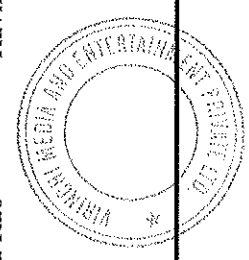
0816334

*K. Ravindranath Tagore Kolli*

**Ravindranath Tagore Kolli**

Director

03510601



## **SIGNIFICANT ACCOUNTING POLICIES**

### **A. BASIS OF ACCOUNTING AND PREPARATION OF FINANCIAL STATEMENTS:**


These financial statements of the Company are prepared in accordance with the Indian Generally Accepted Accounting Principles (GAAP) under the Historical Cost convention on the accrual basis except for certain financial instruments which are measured at Fair Values. GAAP comprises mandatory accounting standards as prescribed under Section 133 of the Companies Act, 2013 read with Relevant to rules issued there under. The accounting policies adopted in the preparation of the financial statements are consistent with those followed in the previous year.

### **B. REVENUE RECOGNITION:**

- i) The Company follows the mercantile system of accounting and recognizes income and expenditure on accrual basis.
- ii) Revenue is not recognized on the grounds of prudence, until realized in respect of liquidated damages, delayed payments as recovery of the amounts are not certain.

### **C. PROVISIONS:**

Provisions are recognized when the company has a legal and constructive obligation as a result of a past event, for which it is probable that a cash outflow will be required and a reliable estimate can be made of the amount of the obligation.



#### **D. PROPERTY, PLANT & EQUIPMENT:**

Property, Plant & Equipment is stated at cost. Cost comprises the Purchase price and other attribute expenses.

#### **E. DEPRECIATION:**

Depreciation is in accordance with provisions of Schedule II of Companies Act, 2013.

#### **F. DEFERRED TAX ASSET/LIABILITY:**

Deferred tax asset or liability is recognized for future tax consequences attributable to the timing differences that result between profit offered for Income tax and the profit as per the standalone financial statements. Deferred tax asset or liability is measured as per the tax rates/laws that have been enacted or substantively enacted by the Balance Sheet date.

#### **G. EARNINGS PER SHARE:**


The Basic and Diluted Earnings Per Share is computed by dividing the net profit after tax for the year by weighted average number of Equity shares outstanding during the year.

#### **H. INVESTMENTS:**

Non-current investments are valued at cost less permanent diminution in value.

#### **I. ROUNDING OF AMOUNTS**


All the amounts disclosed in the financial statements and notes have been rounded off to the Thousands and decimals there of as per requirement of Schedule III of the Companies Act, 2013 unless otherwise stated.



**NOTE 1 Property, Plant and Equipment**

(Rs. In Thousands)

| Particulars                     | INTANGIBLE ASSETS | Total     |
|---------------------------------|-------------------|-----------|
| <b>Deemed Cost</b>              |                   |           |
| At 31 March 2022                | 13,196.20         | 13,196.20 |
| Additions                       | -                 | -         |
| Deletions                       | -                 | -         |
| At 31 March 2023                | 13,196.20         | 13,196.20 |
| <b>Accumulated Depreciation</b> |                   |           |
| At 31 March 2022                | 449.75            | 449.75    |
| Charge for the year             | 224.88            | 224.88    |
| Less: Adjustments               | -                 | -         |
| At 31 March 2023                | 674.63            | 674.63    |
| <b>Carrying amount</b>          |                   |           |
| At 31 March 2022                | 12,746.45         | 12,746.45 |
| At 31 March 2023                | 12,521.57         | 12,521.57 |



## Notes to Balance sheet

(Rs. In Thousands)

## NOTE NO. 2 : TRADE RECEIVABLES


| Particulars   | As At 31/03/2023 | As At 31/03/2022 |
|---|------------------|------------------|
| Unsecured, Considered good  |                  |                  |
| a) Outstanding for a period exceeding six months from the date they are due for payment |                  |                  |
| i) Unsecured, Considered good   |                  |                  |
| b) Other Receivables  | 440.33           | 1,706.82         |
| i) Unsecured, Considered good   | 440.33           | 1,706.82         |
| <b>Total</b>  | <b>440.33</b>    | <b>1,706.82</b>  |

## Trade Receivables ageing schedule as on March 31, 2023 :

| Particulars  | Less than 6 months | 6 months -1 year | 1-2 Years | 2-3 years | More than 3 years | Total  |
|--|--------------------|------------------|-----------|-----------|-------------------|--------|
| (i) Undisputed Trade receivables - considered good                                 | 440.33             | -                |           |           |                   | 440.33 |
| (ii) Undisputed Trade Receivables - which have significant increase in credit risk |                    |                  |           |           |                   | -      |
| (iii) Undisputed Trade Receivables - credit impaired                               |                    |                  |           |           |                   | -      |
| (iv) Disputed Trade Receivables-considered good                                    |                    |                  |           |           |                   | -      |
| (v) Disputed Trade Receivables - which have significant increase in credit risk    |                    |                  |           |           |                   | -      |
| (vi) Disputed Trade Receivables - credit impaired                                  |                    |                  |           |           |                   | -      |

## Trade Receivables ageing schedule as on March 31, 2022 :

| Particulars  | Less than 6 months | 6 months -1 year | 1-2 Years | 2-3 years | More than 3 years | Total    |
|--|--------------------|------------------|-----------|-----------|-------------------|----------|
| (i) Undisputed Trade receivables - considered good                                 | 1,706.82           |                  |           |           |                   | 1,706.82 |
| (ii) Undisputed Trade Receivables - which have significant increase in credit risk |                    |                  |           |           |                   | -        |
| (iii) Undisputed Trade Receivables - credit impaired                               |                    |                  |           |           |                   | -        |
| (iv) Disputed Trade Receivables-considered good                                    |                    |                  |           |           |                   | -        |
| (v) Disputed Trade Receivables - which have significant increase in credit risk    |                    |                  |           |           |                   | -        |
| (vi) Disputed Trade Receivables - credit impaired                                  |                    |                  |           |           |                   | -        |



*[Signature]*

**NOTE NO.3: Cash and Cash Equivalents**

| Particulars              | As At 31/03/2023 | As At 31/03/2022 |
|--------------------------|------------------|------------------|
| a) Balances with Banks : |                  |                  |
| 1) On Current Accounts   | 472.05           | 627.77           |
| 2) On Deposit Accounts   | -                | -                |
| b) Cash on Hand          | 421.18           | 323.93           |
| <b>Total</b>             | <b>893.24</b>    | <b>951.71</b>    |

**NOTE NO 4 :Loans (Unsecured, Considered Good)**

| Particulars        | As At 31/03/2023 | As At 31/03/2022 |
|--------------------|------------------|------------------|
| <b>Non-current</b> |                  |                  |
| To Related Parties | -                | -                |
| <b>Current</b>     |                  |                  |
| Others             | 1,109.55         | 1,109.55         |
| <b>Total</b>       | <b>1,109.55</b>  | <b>1,109.55</b>  |

**NOTE NO.5 : CURRENT TAX ASSETS**

| Particulars    | As At 31/03/2023 | As At 31/03/2022 |
|----------------|------------------|------------------|
| TDS Receivable | 36.00            | 189.66           |
| <b>Total</b>   | <b>36.00</b>     | <b>189.66</b>    |

**NOTE NO 8 Borrowings**


| Particulars   | As At 31/03/2023 | As At 31/03/2022 |
|---|------------------|------------------|
| <b>Non-current Borrowings</b>                               |                  |                  |
| Unsecured Loans repayable on demand<br>From Related parties | 20,472.96        | 18,883.36        |
| <b>Total Non-current Borrowings</b>                         | <b>20,472.96</b> | <b>18,883.36</b> |
| <b>Current Borrowings</b>                                   |                  |                  |
| Unsecured Loans repayable on demand<br>From Related parties | -                | -                |
| <b>Total Current Borrowings</b>                             | <b>-</b>         | <b>-</b>         |

**NOTE NO. 9 : DEFERRED TAX LIABILITY**

| Particulars                           | As At 31/03/2023 | As At 31/03/2022 |
|---------------------------------------|------------------|------------------|
| Op. Balance of Deferred tax liability | 80.19            | -                |
| Add: Deferred tax for the period      | 11.80            | 80.19            |
| <b>Total</b>                          | <b>92.00</b>     | <b>80.19</b>     |

**NOTE NO 10 Provisions**

| Particulars                         | As At 31/03/2023 | As At 31/03/2022 |
|-------------------------------------|------------------|------------------|
| <b>Non-Current</b>                  |                  |                  |
| (a) Provision for employee Benefits | -                | -                |
| (b) Others                          |                  |                  |
| Statutory dues                      | -                | -                |
| <b>Current</b>                      |                  |                  |
| (a) Provision for employee Benefits | -                | 170.72           |
| (b) Others                          |                  |                  |
| i) Income Tax Payable               | -                | -                |
| ii) TDS Payable                     | 151.56           | 291.38           |
| Provision for Expenses              |                  |                  |
| i) Expenses                         | -                | -                |
| ii) Audit Fee Payable               | 5.90             | 17.70            |
| <b>Total</b>                        | <b>157.46</b>    | <b>479.80</b>    |





**VIRINCHI MEDIA AND ENTERTAINMENT PVT LIMITED**

(All amounts in Rs In Thousands, except Share data and where otherwise stated)

**Note No. 6: Share Capital**

**Authorized Share Capital**

10,000 Equity shares of Rs 10 Each

|  | 31 March 2023 | 31 March 2022 |
|--|---------------|---------------|
|  | 100.00        | 100.00        |

**Issued, Subscribed and Fully Paid-up**

10,000 equity shares of INR 10/- each fully paid-up

|  |        |        |
|--|--------|--------|
|  | 100.00 | 100.00 |
|  | 100.00 | 100.00 |

**(a) Reconciliation of Shares outstanding at the beginning and end of the reporting year**

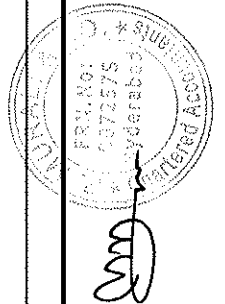
| Particulars                              | 31 March 2023        |        | 31 March 2022        |        |
|--|----------------------|--------|----------------------|--------|
|  | No. of Equity Shares | Amount | No. of Equity Shares | Amount |
| Outstanding at the beginning of the year | 10,000               | 100.00 | 10,000               | 100.00 |
| Issued during the year                   | -                    | -      | -                    | -      |
| Outstanding at the end of the year       | 10,000               | 100.00 | 10,000               | 100.00 |

**(b) Terms / rights attached to the Equity Shares**

Equity Shares of the Company have a par value of INR 10 Per Share. Each holder of equity shares is entitled to one vote per share. The Company declares and pays dividend in Indian rupees. In the event of liquidation of the Company, the holders of Equity Shares will be entitled to receive remaining Assets of the Company, after distribution of all Preferential Amounts. The distribution will be in proportion to the number of Equity Shares held by the Shareholders.

**(c) Details of Shareholders holding more than 5% shares in the Company**

| Particulars  | 31 March 2023             |                        | 31 March 2022             |                        |
|--------------|---------------------------|------------------------|---------------------------|------------------------|
|              | No. of Equity Shares held | % holding in the class | No. of Equity Shares held | % holding in the class |
| Virinchi Ltd | 10,000                    | 100.00%                | 10,000                    | 100.00%                |



**Note No. 7 : Other Equity**

(Rs. In Thousands)

31 March 2023      31 March 2022

|                             |   |   |
|-----------------------------|---|---|
| Capital Reserve:            |   |   |
| Opening Balance             | - | - |
| Add: Premium on fresh issue | - | - |
| Closing Balance             | - | - |

|                           |   |   |
|---------------------------|---|---|
| Securities Premium:       |   |   |
| Opening Balance           | - | - |
| Additions during the year | - | - |
| Closing Balance           | - | - |


Securities Premium consists of the difference between the face value of the Equity Shares and the consideration received in respect of Shares issued.

|                                |   |   |
|--------------------------------|---|---|
| General Reserve:               |   |   |
| Opening Balance                | - | - |
| Add: Transfers during the year | - | - |
| Closing Balance                | - | - |

The General Reserve is used from time to time to transfer Profits from Retained Earnings for appropriation purposes. As the General Reserve is created by a transfer from one component of Equity to another and is not an item of Other Comprehensive Income, items included in the General Reserve will not be reclassified subsequently to Profit or Loss.

|                                    |                          |                          |
|------------------------------------|--------------------------|--------------------------|
| Retained Earnings:                 |                          |                          |
| Opening Balance                    | (2,839.18)               | (168.56)                 |
| Profit /(Loss) for the year        | (2,982.56)               | (2,670.61)               |
| Other Comprehensive Income         |                          |                          |
| Less: Transfers to General Reserve |                          |                          |
| Closing Balance                    | <u>(5,821.73)</u>        | <u>(2,839.18)</u>        |
| <b>Total Other Equity</b>          | <u><b>(5,821.73)</b></u> | <u><b>(2,839.18)</b></u> |

Retained Earnings reflect Surplus / Deficit after Taxes in the Profit or Loss. The amount that can be distributed by the Company as Dividends to its Equity Shareholders is determined based on the balance in this reserve and also considering the requirements of the Companies Act, 2013.



## Notes to Profit and Loss statement

(Rs. In Thousands)

## NOTE NO.11: Revenue from operations

| PARTICULARS             | Mar 31, 2023 | Mar 31, 2022 |
|-------------------------|--------------|--------------|
| Revenue from operations | 1,855.29     | 1,896.48     |
| Total                   | 1,855.29     | 1,896.48     |

## NOTE NO.12: Other Income

| PARTICULARS     | Mar 31, 2023 | Mar 31, 2022 |
|-----------------|--------------|--------------|
| Interest Income | 7.58         | 8.50         |
| Total           | 7.58         | 8.50         |

## NOTE NO. 13 : Employee Benefit Expenses


| Particulars                 | Mar 31, 2023 | Mar 31, 2022 |
|-----------------------------|--------------|--------------|
| Salaries & Other Allowences | 1,644.64     | 2,768.36     |
| Total                       | 1,644.64     | 2,768.36     |

## NOTE NO.14 : Finance Cost

| PARTICULARS                               | Mar 31, 2023 | Mar 31, 2022 |
|---|--------------|--------------|
| a) Interest Expenses                      |              |              |
| Interest on Bank Loans                    | -            | -            |
| b) Other Borrowing Cost                   |              |              |
| Inerest on Borrowings (From Virinchi Ltd) | 1,365.60     | 1,180.39     |
| Total                                     | 1,365.60     | 1,180.39     |

## NOTE NO.15 : Other Administrative Expenses

| PARTICULARS                                | Mar 31, 2023 | Mar 31, 2022 |
|--|--------------|--------------|
| Audit Fee                                  | 5.90         | 5.90         |
| Consultancy Charges                        | 15.00        | -            |
| Office maintenance                         | 691.17       | 89.10        |
| Internet, Telephone, Repairs & Maintenance | 230.73       | 23.50        |
| Office rent                                | 180.00       | -            |
| Shoot expenses                             | 94.26        | 138.85       |
| Bank Charges                               | 3.83         | 0.79         |
| Travel Expenses                            | 377.62       | 63.64        |
| Total                                      | 1,598.51     | 321.77       |



## M/s VIRINCHI MEDIA AND ENTERTAINMENT PVT LIMITED

### Notes to Financial Statements:

All amounts in INR thousands, Except No. of shares & EPS

16) The Company has not entered into any business transactions nor has borrowed any amounts from suppliers registered under the Micro, Small and Medium Enterprises Development act, 2006.

#### 17) Auditors' Remuneration:

| Particulars | 31-03-2023<br>Amount | 31-03-2022<br>Amount |
|-------------|----------------------|----------------------|
| Audit Fee   | 5.90                 | 5.90                 |

#### 18) (a) Related Parties

- 1) M.V.Srinivasa Rao.
- 2) K. Ravindranath Tagore.
- 3) Virinchi Limited.

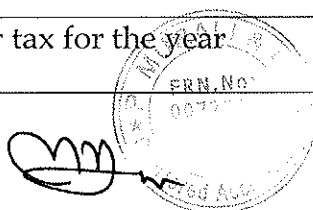
#### (b) Related Party Transactions:

| Name of the Related party   | Nature of transaction | Relation              | As on<br>31.03.2022 | As on<br>31.03.2023 |
|-----------------------------|-----------------------|-----------------------|---------------------|---------------------|
| Virinchi Limited            | Advance Taken         | Holding Company       | 18,883              | 20,473              |
| Virinchi Healthcare Pvt Ltd | Advance Given         | Common Parent Company | 1,707               | 440                 |

| Name of the Related party | Nature of transaction | Relation | Transactions during the year |
|---------------------------|-----------------------|----------|------------------------------|
| Virinchi Limited          | Interest Paid         | Holding  | 1,366                        |

#### 19) Earnings per Share:(All amounts in INR thousands, Except No. of shares & EPS)


| Particulars                                   | 2021-22<br>Amount | 2022-23<br>Amount |
|---|-------------------|-------------------|
| a) Net profit / (loss) after tax for the year | (2670.61)         | (2982.56)         |



|  |        |        |
|--|--------|--------|
| b) Weighted average no. of shares outstanding during the year    | 10,000 | 10,000 |
| c) Basic earnings per share (rounded off to nearest rupee) (Rs.) | (267)  | (298)  |
| d) Nominal value of shares (fully paid up) (Rs.)                 | 10     | 10     |

20) **Additional Regulatory information**

- i. The Company doesn't have immovable property.
  - ii. The Company has not revalued any of its Property, Plant and Equipment during the year.
  - iii. The Company has not granted any loans or advances in the nature of loans to promoters, directors, KMPs and other related parties.
  - iv. There are no proceedings initiated or pending against the company for holding any Benami property under the Benami Transactions (Prohibition) Act, 1988 (45 of 1988) and rules made there under.
  - v. The Company has no borrowings from banks or financial institutions on the basis of security of current assets and the quarterly returns or statements filed by the company with such banks or financial institutions are in agreement with the books of account of the Company.
  - vi. The Company is not declared as willful defaulter by any bank or financial Institution or other lenders.
  - vii. The Company did not have any transactions with Companies struck off under Section 248 of Companies Act, 2013 or Section 560 of Companies Act, 1956 considering the information available with the Company.
- 21) The Company does not have any transactions which are not recorded in the books of accounts that has been surrendered or disclosed as income in the tax assessments under the Income Tax Act, 1961 during the year.
- 22) The Company has not traded or invested in Crypto currency or Virtual Currency during the financial year.
- 23) The company has not advanced/loans/invested or received funds (either borrowed funds or share premium or any other sources or kind of funds to any other persons or entities, including foreign entities (Intermediaries) with the understanding (whether recorded in writing or otherwise) that the Intermediary shall directly or indirectly lend or invest in other persons or entities identified in any manner whatsoever by or on behalf of the company (Ultimate Beneficiaries) or provide any guarantee, security or the like to or on behalf of the Ultimate Beneficiaries.
- 24) The company has also not received any fund from any person(s) or entity (ies), including foreign entities (Funding Party) with the understanding (whether recorded in writing or otherwise) that the company shall (i) directly or indirectly lend or invest in other persons or entities identified in any manner whatsoever by or on behalf of the Funding Party (Ultimate Beneficiaries) or (ii)



provide any guarantee, security or the like on behalf of the Ultimate Beneficiaries.

25) The Company is not covered under the provisions of section 135 of the Companies Act, 2013.

26) In the opinion of the management, the assets as shown in the financial Statements have a value on realization in the ordinary course of business of at least equal to the amount at which they are stated in the balance sheet.

27) Ratios

| Ratios                                      | Numerator   | Denominator  | Current year | Previous year | Variance (in %) |
|---|---|--|--------------|---------------|-----------------|
| Current ratio (in times)                    | Total current assets  | Total current liabilities  | 15.74        | 8.25          | 90.87           |
| Debt-Equity ratio (in times)                | Debt consists of borrowings and lease liabilities*  | Total Equity   | -3.51        | -6.89         | 48.10           |
| Debt service coverage ratio (in times)      | Earning for Debt Service = Net Profit after taxes + Non-cash operating expenses + Interest + Other non-cash adjustments | Debt service = Interest and lease payments + Principal repayments*                 | -1.01        | -1.00         | 0.67            |
| Return on equity ratio (in %)               | Profit for the year less Preference dividend (if any)   | Average total equity   | 68.87        | 177.58        | 61.22           |
| Inventory Turnover Ratio                    | Cost of goods sold OR sales   | Average Inventory  | NA           | NA            | NA              |
| Trade receivables turnover ratio (in times) | Revenue from operations   | Average trade receivables  | 1.73         | 1.10          | 57.42           |
| Trade payables turnover ratio (in times)    | Purchase of Services and other expenses   | Average trade payables   | NA           | NA            | NA              |
| Net capital turnover ratio (in times)       | Revenue from operations   | Average working capital (i.e. Total current assets less Total current liabilities) | 0.64         | 0.56          | 14.01           |

FRN.No: 0072575  
 Hyderabad

|                                       |                                      |  |         |         |       |
|---------------------------------------|--------------------------------------|--|---------|---------|-------|
| Net profit ratio (in %)               | Profit for the year                  | Revenue from operations  | -160.76 | -140.82 | 14.46 |
| Return on capital employed (in %)     | Profit before tax and finance costs  | Capital employed = Tangible Net worth + Lease liabilities + Deferred tax liabilities | -69.14  | -40.54  | 70.53 |
| Return on investment (in %) -Unquoted | Income generated from invested funds | Average invested funds in treasury investments                                       | NA      | NA      | NA    |

28) Previous year's figures have been regrouped wherever necessary to conform to the layout adopted in the current year.

29) Figures have been rounded off to the nearest Rupees in thousands.


#### SIGNATURE TO NOTES 1 To 29

As per our report of even date

For and on behalf of the Board

For P. Murali & Co.  
Chartered Accountants  
Firm Regn.No:007257S

M/s VIRINCHI MEDIA AND  
ENTERTAINMENT PVT LIMITED


  
M.V. Joshi  
Partner

M.No. 024784

UDIN: 23024784B6VPPV7714

Place: Hyderabad

Date: 15/05/2023



M.V. Srinivasa Rao  
Director

00816334



Ravindranath Tagore kolli  
Director

03510601

