



P. MURALI & CO.,
CHARTERED ACCOUNTANTS
6-3-655/2/3, SOMAJIGUDA,
HYDERABAD - 500 082. T.G, INDIA

Tel. : (91-40) 2332 6666, 2331 2554
(91-40) 2339 3967,
(91-40) 2332 2119, 2331 7032

Email : pmurali.co@gmail.com
pmurali.tax@gmail.com
info@pmurali.com
Website : www.pmurali.com

INDEPENDENT AUDITOR'S REPORT

To The Members Of
QFUND TECHNOLOGIES PRIVATE LIMITED
Report on the Audit of the Financial Statements


Opinion

We have audited the accompanying financial statements of **M/s QFUND TECHNOLOGIES PRIVATE LIMITED** ("the Company"), which comprises the Balance Sheet as at March 31, 2025, the Statement of Profit and Loss (including Other Comprehensive Income), the Statement of Changes in Equity and the Statement of Cash Flows for the year ended on that date, and a summary of the significant accounting policies and other explanatory information.

In our opinion and to the best of our information and according to the explanations given to us, the aforesaid financial statements give the information required by the Companies Act, 2013 ("the Act") in the manner so required and give a true and fair view in conformity with the Indian Accounting Standards prescribed under section 133 of the Act read with the Companies (Indian Accounting Standards) Rules, 2015, as amended, ("Ind AS") and other accounting principles generally accepted in India, of the state of affairs of the Company as at March 31, 2025, the loss and total comprehensive income, changes in equity and its cash flows for the year ended on that date.

Basis for Opinion

We conducted our audit of the financial statements in accordance with the Standards on Auditing specified under section 143(10) of the Act (SAs). Our responsibilities under those Standards are further described in the *Auditor's Responsibilities for the Audit of the Financial Statements* section of our report. We are independent of the Company in accordance with the Code of Ethics issued by the Institute of Chartered Accountants of India (ICAI) together with the independence requirements that are relevant to our audit of the financial statements under the provisions of the Act and the Rules made thereunder, and we have fulfilled our other ethical responsibilities in accordance with these requirements and the ICAI's Code of Ethics. We believe that the audit evidence we have obtained is sufficient and appropriate to provide a basis for our audit opinion on the financial statements.





P. MURALI & CO.,
CHARTERED ACCOUNTANTS
6-3-655/2/3, SOMAJIGUDA,
HYDERABAD - 500 082. T.G, INDIA

Tel. : (91-40) 2332 6666, 2331 2554
(91-40) 2339 3967,
(91-40) 2332 2119, 2331 7032

Email : pmurali.co@gmail.com
pmurali.tax@gmail.com
info@pmurali.com

Website : www.pmurali.com

Key Audit Matters

Key audit matters are those matters that, in our professional judgment, were of most significance in our audit of the financial statements of the current period. These matters were addressed in the context of our audit of the consolidated financial statements as a whole, and in forming our opinion thereon, and we do not provide a separate opinion on these matters.

Depending on the facts and circumstances of the entity and the Audit, there are no key audit matters to communicate in the Audit Report.

Emphasis of Matter

The company has incurred losses and net worth of the company has eroded. It raises substantial doubt about the company's ability to continue as going concern. According to the information and explanations given to us, The Company's management expects that company will generate the profits in the near future and the net worth of the company will improve accordingly, hence these financial statements have been prepared on the basis of going concern assumption.

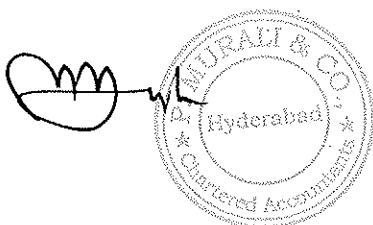
Information Other than the Financial Statements and Auditor's Report Thereon

The Company's Board of Directors is responsible for the preparation of the other information. The other information comprises the information included in the Management Discussion and Analysis, Board's Report including Annexure to Board's Report, Business Responsibility Report, Corporate Governance and Shareholder's Information, but does not include the financial statements and our auditor's report thereon.

Our opinion on the financial statements does not cover the other information and we do not express any form of assurance conclusion thereon.

In connection with our audit of the financial statements, our responsibility is to read the other information and, in doing so, consider whether the other information is materially inconsistent with the financial statements or our knowledge obtained during the course of our audit or otherwise appears to be materially misstated.

If, based on the work we have performed, we conclude that there is a material misstatement of this other information; we are required to report that fact. We have nothing to report in this regard.





P. MURALI & CO.,
CHARTERED ACCOUNTANTS
6-3-655/2/3, SOMAJIGUDA,
HYDERABAD - 500 082. T.G, INDIA

Tel. : (91-40) 2332 6666, 2331 2554
(91-40) 2339 3967,
(91-40) 2332 2119, 2331 7032

Email : pmurali.co@gmail.com
pmurali.tax@gmail.com
info@pmurali.com

Website : www.pmurali.com

Management's Responsibility for the Financial Statements

The Company's Board of Directors is responsible for the matters stated in section 134(5) of the Act with respect to the preparation of these financial statements that give a true and fair view of the financial position, financial performance, total comprehensive income, changes in equity and cash flows of the Company in accordance with the Ind AS and other accounting principles generally accepted in India. This responsibility also includes maintenance of adequate accounting records in accordance with the provisions of the Act for safeguarding the assets of the Company and for preventing and detecting frauds and other irregularities; selection and application of appropriate accounting policies; making judgments and estimates that are reasonable and prudent; and design, implementation and maintenance of adequate internal financial controls, that were operating effectively for ensuring the accuracy and completeness of the accounting records, relevant to the preparation and presentation of the financial statements that give a true and fair view and are free from material misstatement, whether due to fraud or error.


In preparing the financial statements, management is responsible for assessing the Company's ability to continue as a going concern, disclosing, as applicable, matters related to going concern and using the going concern basis of accounting unless management either intends to liquidate the Company or to cease operations, or has no realistic alternative but to do so.

The Board of Directors are responsible for overseeing the Company's financial reporting process.

Auditor's Responsibilities for the Audit of the Financial Statements

Our objectives are to obtain reasonable assurance about whether the financial statements as a whole are free from material misstatement, whether due to fraud or error, and to issue an auditor's report that includes our opinion. Reasonable assurance is a high level of assurance, but is not a guarantee that an audit conducted in accordance with SAs will always detect a material misstatement when it exists. Misstatements can arise from fraud or error and are considered material if, individually or in the aggregate, they could reasonably be expected to influence the economic decisions of users taken on the basis of these financial statements.

As part of an audit in accordance with SAs, we exercise professional judgment and maintain professional skepticism throughout the audit. We also:





P. MURALI & CO.,
CHARTERED ACCOUNTANTS
6-3-655/2/3, SOMAJIGUDA,
HYDERABAD - 500 082. T.G, INDIA


Tel. : (91-40) 2332 6666, 2331 2554
(91-40) 2339 3967,
(91-40) 2332 2119, 2331 7032

Email : pmurali.co@gmail.com
pmurali.tax@gmail.com
info@pmurali.com

Website : www.pmurali.com

- Identify and assess the risks of material misstatement of the financial statements, whether due to fraud or error, design and perform audit procedures responsive to those risks, and obtain audit evidence that is sufficient and appropriate to provide a basis for our opinion. The risk of not detecting a material misstatement resulting from fraud is higher than for one resulting from error, as fraud may involve collusion, forgery, intentional omissions, misrepresentations, or the override of internal control.
- Obtain an understanding of internal financial controls relevant to the audit in order to design audit procedures that are appropriate in the circumstances. Under section 143(3)(i) of the Act, we are also responsible for expressing our opinion on whether the Company has adequate internal financial controls system in place and the operating effectiveness of such controls.
- Evaluate the appropriateness of accounting policies used and the reasonableness of accounting estimates and related disclosures made by management.
- Conclude on the appropriateness of management's use of the going concern basis of accounting and, based on the audit evidence obtained, whether a material uncertainty exists related to events or conditions that may cast significant doubt on the Company's ability to continue as a going concern. If we conclude that a material uncertainty exists, we are required to draw attention in our auditor's report to the related disclosures in the financial statements or, if such disclosures are inadequate, to modify our opinion. Our conclusions are based on the audit evidence obtained up to the date of our auditor's report. However, future events or conditions may cause the Company to cease to continue as a going concern.
- Evaluate the overall presentation, structure and content of the financial statements, including the disclosures, and whether the financial statements represent the underlying transactions and events in a manner that achieves fair presentation.

Materiality is the magnitude of misstatements in the financial statements that, individually or in aggregate, makes it probable that the economic decisions of a reasonably knowledgeable user of the financial statements may be influenced. We consider quantitative materiality and qualitative factors in: (i) planning the scope of our audit work and in evaluating the results of our work; and (ii) to evaluate the effect of any identified misstatements in the financial statements.





P. MURALI & CO.,
CHARTERED ACCOUNTANTS
6-3-655/2/3, SOMAJIGUDA,
HYDERABAD - 500 082. T.G, INDIA

Tel. : (91-40) 2332 6666, 2331 2554
(91-40) 2339 3967,
(91-40) 2332 2119, 2331 7032

Email : pmurali.co@gmail.com
pmurali.tax@gmail.com
info@pmurali.com

Website : www.p murali.com

We communicate with those charged with governance regarding, among other matters, the planned scope and timing of the audit and significant audit findings, including any significant deficiencies in internal control that we identify during our audit.


We also provide those charged with governance with a statement that we have complied with relevant ethical requirements regarding independence, and to communicate with them all relationships and other matters that may reasonably be thought to bear on our independence, and where applicable, related safeguards.

From the matters communicated with those charged with governance, we determine those matters that were of most significance in the audit of the financial statements of the current period and are therefore the key audit matters. We describe these matters in our auditor's report unless law or regulation precludes public disclosure about the matter or when, in extremely rare circumstances, we determine that a matter should not be communicated in our report because the adverse consequences of doing so would reasonably be expected to outweigh the public interest benefits of such communication.

Report on Other Legal and Regulatory Requirements

1. As required by Section 143(3) of the Act, based on our audit we report that:

- a) We have sought and obtained all the information and explanations which to the best of our knowledge and belief were necessary for the purposes of our audit.
- b) In our opinion, proper books of account as required by law have been kept by the Company so far as it appears from our examination of those books.
- c) The Balance Sheet, the Statement of Profit and Loss including Other Comprehensive Income, Statement of Changes in Equity and the Statement of Cash Flow dealt with by this Report are in agreement with the relevant books of account.
- d) In our opinion, the aforesaid financial statements comply with the Ind AS specified under Section 133 of the Act, read with Rule 7 of the Companies (Accounts) Rules, 2014.
- e) On the basis of the written representations received from the directors as on March 31, 2025 taken on record by the Board of Directors, none of the directors is disqualified as on March 31, 2025 from being appointed as a director in terms of Section 164 (2) of the Act.






P. MURALI & CO.,
CHARTERED ACCOUNTANTS
6-3-655/2/3, SOMAJIGUDA,
HYDERABAD - 500 082. T.G, INDIA

Tel. : (91-40) 2332 6666, 2331 2554
(91-40) 2339 3967,
(91-40) 2332 2119, 2331 7032

Email : pmurali.co@gmail.com
pmurali.tax@gmail.com
info@pmurali.com

Website : www.pmurali.com

- f) With respect to the adequacy of the internal financial controls over financial reporting of the Company and the operating effectiveness of such controls, refer to our separate Report in "Annexure A". Our report expresses an unmodified opinion on the adequacy and operating effectiveness of the Company's internal financial controls over financial reporting.
- g) The Company has not paid any managerial remuneration to its directors.
- h) With respect to the other matters to be included in the Auditor's Report in accordance with Rule 11 of the Companies (Audit and Auditors) Rules, 2014, as amended in our opinion and to the best of our information and according to the explanations given to us:
- The Company does not have pending litigations which would have impact on its financial position.
 - The Company doesn't not have any long-term contracts including derivative contracts for which there were any material foreseeable losses.
 - There has been no delay in transferring amounts, required to be transferred, to the Investor Education and Protection Fund by the Company.
 - The Management has represented that, to the best of its knowledge and belief, no funds have been advanced or loaned or invested (either from borrowed funds or share premium or any other sources or kind of funds) by the Company to or in any other persons or entities, including foreign entities ("Intermediaries"), with the understanding, whether recorded in writing or otherwise, that the Intermediary shall, directly or indirectly lend or invest in other persons or entities identified in any manner whatsoever ("Ultimate Beneficiaries") by or on behalf of the Company or provide any guarantee, security or the like on behalf of the Ultimate Beneficiaries.
 - The Management has represented that, to the best of its knowledge and belief, no funds have been received by the Company from any persons or entities, including foreign entities ("Funding Parties"), with the understanding, whether recorded in writing or otherwise, that the Company shall directly or indirectly, lend or invest in other persons or entities identified in any manner whatsoever ("Ultimate Beneficiaries") by or on behalf of the Funding Parties or





P. MURALI & CO.,
CHARTERED ACCOUNTANTS
6-3-655/2/3, SOMAJIGUDA,
HYDERABAD - 500 082. T.G, INDIA

Tel. : (91-40) 2332 6666, 2331 2554
(91-40) 2339 3967,
(91-40) 2332 2119, 2331 7032

Email : pmurali.co@gmail.com
pmurali.tax@gmail.com
info@pmurali.com

Website : www.pmurali.com


provide any guarantee, security or the like on behalf of the Ultimate Beneficiaries.

- vi. Based on the audit procedures performed that have been considered reasonable and appropriate in the circumstances, nothing has come to our notice that has caused us to believe that the representations above (iv) and (v) under sub-clause (i) and (ii) of Rule 11(e) contain any material misstatement.
- vii. The company has not declared or paid any dividend during the year.
- viii. The Company has used such accounting software for maintaining its books of account which has a feature of recording audit trail (edit log) facility and the same has been operated throughout the year for all transactions recorded in the software and the audit trail feature has not been tampered

with and the audit trail has been preserved by the company as per the statutory requirements for record retention.

- 2. As required by the Companies (Auditor's Report) Order, 2020("the Order") issued by the Central Government in terms of Section 143(11) of the Act, we give in "Annexure B" a statement on the matters specified in paragraphs 3 and 4 of the Order.

For P. Murali & Co.,
Chartered Accountants
Firm's Regn.No:007257S


Mukund Vijiayao Joshi
Partner

M.No:024784

UDIN:25024784BMIXTK7481



Place: Hyderabad

Date: 28-05-2025



P. MURALI & CO.,
CHARTERED ACCOUNTANTS
6-3-655/2/3, SOMAJIGUDA,
HYDERABAD - 500 082. T.G, INDIA

Tel. : (91-40) 2332 6666, 2331 2554
(91-40) 2339 3967,
(91-40) 2332 2119, 2331 7032

Email : pmurali.co@gmail.com
pmurali.tax@gmail.com
info@pmurali.com
Website : www.pmurali.com

ANNEXURE "A" TO THE INDEPENDENT AUDITOR'S REPORT

(Referred to in paragraph 2 under 'Report on Other Legal and Regulatory Requirements' section of our report to the Members of QFUND TECHNOLOGIES PRIVATE LIMITED of even date

i. In respect of the Company's PPE:

(a)

1. The Company has maintained proper records showing full particulars, including quantitative details and situation of Property Plant & Equipment.
2. The Company has maintained proper records showing full particulars of intangible assets.

(b) As explained to us, Property Plant & Equipment have been physically verified by the management at regular intervals; as informed to us no material discrepancies were noticed on such verification. In our opinion, the frequency of verification is reasonable.

(c) According to the information and explanations given to us and on the basis of our examination of records of the Company, The Company doesn't have any immovable properties.

(d) According to the information and explanations given to us and on the basis of our examination of records, the company has not revalued the Property Plant and Equipment or intangible assets during the period under review.


(e) As per the information provided by the management, no proceedings have been initiated or are pending against the company for holding any Benami property under the Benami Transactions (Prohibition) Act, 1988.

ii.

a) The Company does not hold any inventory.

b) The company has not taken working Capital loan from Banks or Financial Institutions on the basis of security of current assets.

iii. According to the information and explanations given to us and on the basis of our examination of the records of the company, during the year, the company has not made, except as stated below, any investments in, provided any guarantee or security or granted any loans or advances in the nature of loans, secured or





P. MURALI & CO.,
CHARTERED ACCOUNTANTS
6-3-655/2/3, SOMAJIGUDA,
HYDERABAD - 500 082. T.G, INDIA


Tel. : (91-40) 2332 6666, 2331 2554
(91-40) 2339 3967,
(91-40) 2332 2119, 2331 7032

Email : pmurali.co@gmail.com
pmurali.tax@gmail.com
info@pmurali.com

Website : www.pmurali.com

unsecured to companies, firms, Limited Liability Partnerships or any other parties.

- a) The details of the loans granted during the year and balance outstanding as at the balance sheet date of such loans is as under,
- iv. The company has not made any investments or granted any loans or Advances in the nature of loans to the parties covered under section 185 and 186 of the Companies Act, 2013.
- v. The Company has not accepted any deposits from the public covered under Section 73 to 76 of the Companies Act, 2013 and rules framed there under to the extent notified.
- vi. The cost records as specified under sec 148(1) of the Companies Act 2013, is not prescribed to the company's line of activity.
- vii. According to the information and explanations given to us, in respect of statutory dues:
 - (a) According to the information and explanations given to us and based on the records of the company examined by us, the company is regular in depositing the undisputed statutory dues, including Provident Fund, Employees' State Insurance, Income-tax, Custom Duty, Goods and Services Tax and other material statutory dues, as applicable, with the appropriate authorities in India.
 - (b) There were no undisputed amounts payable in respect of Provident Fund, Employees' State Insurance, Income Tax, Goods and Service Tax, Customs Duty, Cess and other material statutory dues in arrears as at March 31, 2025 for a period of more than six months from the date they became payable.
 - (c) According to the information and explanation given to us and based on the records of the company examined by us, there are no dues of Income Tax, Goods and Service Tax and Customs Duty which have not been deposited as at March 31, 2025 on account of any dispute.





P. MURALI & CO.,
CHARTERED ACCOUNTANTS
6-3-655/2/3, SOMAJIGUDA,
HYDERABAD - 500 082. T.G, INDIA

Tel. : (91-40) 2332 6666, 2331 2554
(91-40) 2339 3967,
(91-40) 2332 2119, 2331 7032

Email : pmurali.co@gmail.com
pmurali.tax@gmail.com
info@pmurali.com
Website : www.pmurali.com


viii. Based on our audit procedures and according to the information and explanations given to us, the company does not have any transactions which are not recorded in the books of account have been surrendered or disclosed as income during the year in the tax assessments under the Income Tax Act.

ix.

- a) In our opinion and according to the information and explanations given to us, the company has not defaulted in the repayment of loans or borrowings to financial institutions, banks and any other Lenders.
- b) In our opinion and according to the information and explanations given to us, the company is not declared as wilful defaulter by any bank or financial Institution or other lenders.
- c) In our opinion and according to the information and explanations given to us, the Company has not raised Term loans during the year.
- d) In our opinion and according to the information and explanations given to us, no funds raised on short term basis which have been utilized for long term purposes.
- e) In our opinion and according to the information and explanations given to us, the company has not taken any funds from any entity or person on account of or to meet the obligations of its subsidiaries, associates or joint ventures.
- f) In our opinion and according to the information and explanations given to us, the company has not raised loans during the year on the pledge of securities held in its subsidiaries, joint ventures or associate companies.

x.

- a) In our opinion and according to the information and explanations given to us, the company has not raised any money by way of initial public offer, further public offer (including debt instruments) during the year.






P. MURALI & CO.,
CHARTERED ACCOUNTANTS
6-3-655/2/3, SOMAJIGUDA,
HYDERABAD - 500 082. T.G, INDIA

Tel. : (91-40) 2332 6666, 2331 2554
(91-40) 2339 3967,
(91-40) 2332 2119, 2331 7032

Email : pmurali.co@gmail.com
pmurali.tax@gmail.com
info@pmurali.com

Website : www.pmurali.com

- b) In our opinion and according to the information and explanations given to us, the company has not made any preferential allotment or private placement of shares or fully Convertible Debentures (partly or optionally convertible debentures) during the year under review.
- xi.
- a) According to the information and explanations given to us, no fraud by the company or on the company has been noticed or reported during the course of our Audit.
- b) According to the information and explanations given to us, no Report has been filed in form ADT-4 with the Central Government as prescribed under Sub section (12) of Section 143 of the companies Act, 2013.
- c) According to the information and explanations given to us, the company has not received any Whistle-blower complaints during the year.
- xii. In our opinion, the Company is not a Nidhi Company and the Nidhi Rules, 2014 are not applicable to it.
- xiii. In our opinion and according to the information and explanation given to us, Section 177 is not applicable because of the threshold limits and there are no related party transactions as specified under section 188 of the Companies Act, 2013.
- xiv. In our opinion and based on our examination, the company doesn't have an internal audit system and is not required to have an internal audit system as per provisions of section 138 of the Companies Act, 2013.
- xv. According to the information and explanations given to us, the Company has not entered into non-cash transactions with its directors or persons connected with him.





P. MURALI & CO.,
CHARTERED ACCOUNTANTS
6-3-655/2/3, SOMAJIGUDA,
HYDERABAD - 500 082. T.G, INDIA

Tel. : (91-40) 2332 6666, 2331 2554
(91-40) 2339 3967,
(91-40) 2332 2119, 2331 7032

Email : pmurali.co@gmail.com
pmurali.tax@gmail.com
info@pmurali.com

Website : www.p murali.com

xvi.

a) In our opinion, the company is not required to be registered under section 45-IA of The Reserve Bank of India Act 1934.

b) In our opinion, the company has not conducted any Nonbanking financial or Housing finance activities without a valid certificate of Registration from the Reserve Bank of India as per Reserve Bank of India Act, 1934.


c) In our opinion, the Company is not a Core Investment Company (CIC) as defined by the Reserve Bank of India.

d) In our opinion, the Company is not part of any Group (as per the provisions of the Core Investment Companies (Reserve Bank) Directions, 2016 as amended).

xvii. In our opinion, the Company has incurred cash losses of Rs. 4463.08 thousand in the current year and Rs 4,516.26thousand in the immediately preceding financial year.

xviii. There has been no resignation of the statutory auditors during the year.

xix. On the basis of the financial ratios, ageing and expected dates of realization of financial assets and payment of financial liabilities, other information accompanying the financial statements, based on our knowledge of the Board of Directors' and management plans, we are of the opinion that no material uncertainty exists as on the date of the audit report and company is capable of meeting its liabilities existing at the date of balance sheet.





P. MURALI & CO.,
CHARTERED ACCOUNTANTS
6-3-655/2/3, SOMAJIGUDA,
HYDERABAD - 500 082. T.G, INDIA

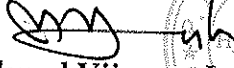
Tel. : (91-40) 2332 6666, 2331 2554
(91-40) 2339 3967,
(91-40) 2332 2119, 2331 7032

Email : pmurali.co@gmail.com
pmurali.tax@gmail.com
info@pmurali.com

Website : www.p murali.com

xx. In our opinion, the company is not covered under the provisions of section 135 of the Companies Act, 2013.

For P. Murali & Co.,
Chartered Accountants
Firm's Regn.No:007257S


Mukund Vijayrao Joshi
Partner

M.No:024784

UDIN: 25024784BMIXTK7481

Place: Hyderabad

Date: 28-05-2025.



P. MURALI & CO.,
CHARTERED ACCOUNTANTS
6-3-655/2/3, SOMAJIGUDA,
HYDERABAD - 500 082. T.G, INDIA

Tel. : (91-40) 2332 6666, 2331 2554
(91-40) 2339 3967,
(91-40) 2332 2119, 2331 7032

Email : pmurali.co@gmail.com
pmurali.tax@gmail.com
info@pmurali.com
Website : www.pmurali.com

ANNEXURE 'B' TO THE INDEPENDENT AUDITOR'S REPORT

Referred to in paragraph 1(f) under 'Report on Other Legal and Regulatory Requirements' section of our report to the Members of M/s QFUND TECHNOLOGIES PRIVATE LIMITED of even date

Report on the Internal Financial Controls over Financial Reporting under Clause (i) Of Sub-section 3 of Section 143 of the Companies Act, 2013 ("the Act")

We have audited the internal financial controls over financial reporting of M/s QFUND TECHNOLOGIES PRIVATE LIMITED ("the Company") as of March 31, 2025 in conjunction with our audit of the financial statements of the Company for the year ended on that date.

Management's Responsibility for Internal Financial Controls

The Company's management is responsible for establishing and maintaining internal financial controls based on the internal control over financial reporting criteria established by the Company considering the essential components of internal control stated in the Guidance Note on Audit of Internal Financial Controls over Financial Reporting issued by the Institute of Chartered Accountants of India. These responsibilities include the design, implementation and maintenance of adequate internal financial controls that were operating effectively for ensuring the orderly and efficient conduct of its business, of its assets, the prevention and detection of frauds and errors, the accuracy and completeness of the accounting records, and the timely preparation of reliable financial information, as required under the Companies Act, 2013.

Auditor's Responsibility

Our responsibility is to express an opinion on the company's internal financial controls over financial reporting based on our Audit. We conducted our audit in accordance with the Guidance note on Audit of Internal Financial Controls Over Financial Reporting (the "Guidance Note") and the standards on Auditing deemed to be prescribed under section 143(10) of the Act to the extent applicable to an Audit of Internal Financial Controls, both applicable to an audit of Internal Financial Controls and both issued by the ICAI. These standards and guidance note require that we comply with ethical requirements and plan





P. MURALI & CO.,
CHARTERED ACCOUNTANTS
6-3-655/2/3, SOMAJIGUDA,
HYDERABAD - 500 082. T.G, INDIA

Tel. : (91-40) 2332 6666, 2331 2554
(91-40) 2339 3967,
(91-40) 2332 2119, 2331 7032

Email : pmurali.co@gmail.com
pmurali.tax@gmail.com
info@pmurali.com

Website : www.pmurali.com


and performed the audit to obtain reasonable assurance about whether adequate internal financial controls over financial reporting was established and maintained and if such controls operated effectively in all material respects.

Our audit involves performing procedures to obtain audit evidence about the adequacy of the internal financial controls system over financial reporting and their operating effectiveness. Our Audit of internal financial controls over financial reporting included obtaining an understanding of internal financial controls over financial reporting, assessing the risk that a material weakness exists, and testing and evaluating the design and operating effectiveness of internal control based on the assessed risk. The procedures selected depend on the Auditor's Judgment, including the assessment of the risk of material misstatement of the IND AS Financial Statements, whether due to fraud or error.

We believe that the audit evidence we have obtained is sufficient and appropriate to provide a basis for our audit opinion and the company's internal financial control system over financial reporting.

Meaning of Internal Financial Controls over Financial Reporting

A company's internal financial control over financial reporting is a process designed to provide reasonable assurance regarding there liability of financial reporting and the preparation of financial statements for external purposes in accordance with generally accepted accounting principles. A company's internal financial control over financial reporting includes those policies and procedures that (1) pertain to the maintenance of records that, in reasonable detail, accurately and fairly reflect the transactions and dispositions of the assets of the company; (2) provide reasonable assurance that transactions are recorded as necessary to permit preparation of financial statements in accordance with generally accepted accounting principles, and that receipts and expenditures of the company are being made only in accordance with authorizations of management and directors of the company; and (3) Provide reasonable assurance regarding prevention or timely detection of unauthorized acquisition, use, or disposition of the company's assets that could have a material effect on the financial statements.





P. MURALI & CO.,
CHARTERED ACCOUNTANTS
6-3-655/2/3, SOMAJIGUDA,
HYDERABAD - 500 082. T.G, INDIA

Tel. : (91-40) 2332 6666, 2331 2554
(91-40) 2339 3967,
(91-40) 2332 2119, 2331 7032

Email : pmurali.co@gmail.com
pmurali.tax@gmail.com
info@pmurali.com

Website : www.pmurali.com


Limitations of Internal Financial Controls over Financial Reporting

Because of the inherent limitations of internal financial controls over financial reporting, including the possibility of collusion or improper management override of controls, material misstatements due to error or fraud may occur and not be detected. Also, projections of any evaluation of the internal financial controls over financial reporting to future periods are subject to the risk that the internal financial control over financial reporting may become inadequate because of changes in conditions, or that the degree of compliance with the policies or procedures may deteriorate.

Opinion

In our opinion, to the best of our information and according to the explanations given to us, the Company has, in all material respects, an adequate internal financial controls system over financial reporting and such internal financial controls over financial reporting were operating effectively as at March 31, 2025, based on the internal control over financial reporting criteria established by the Company considering the essential components of internal control stated in the Guidance Note on Audit of Internal Financial Controls Over Financial Reporting issued by the Institute of Chartered Accountants of India.

For P. Murali & Co.,
Chartered Accountants
Firm's Regn.No:007257S


Mukund Vijayrao Joshi
Partner

M.No:024784

UDIN: 25024784BM1XTK7481

Place: Hyderabad

Date: 28-05-2025.

QFUND TECHNOLOGIES PRIVATE LIMITED

Balance Sheet as at March 31

(Rs. In Thousands)

Particulars	Note No	2025	2024
ASSETS			
1. NON CURRENT ASSETS			
Property, Plant and Equipment	1	2,258.46	2,315.20
Other Intangible Assets	1	-	250.25
Financial Assets			
i) Investments		-	-
ii) Trade Receivables		-	-
iii) Loans		-	-
iv) Other financial Assets		-	-
Deferred Tax Assets (Net)	9	1,421.50	1,855.66
Other Non-Current assets		-	-
2. CURRENT ASSETS			
Financial assets			
i) Investment		-	-
ii) Trade Receivables		-	-
iii) Cash and Cash Equivalents	2	276.28	280.13
iv) Loans	3	80,331.92	96,325.17
v) Other Financial Assets		-	-
Other current assets	4	-	-
Total Assets		84,288.17	1,01,026.39
EQUITY AND LIABILITIES			
1. Equity			
Equity Share Capital	5	100.00	100.00
Other Equity	6	(4,319.16)	885.06
2. Non-Current Liabilities			
Financial Liabilities			
i) Borrowings	7	86,708.52	98,687.45
ii) Trade Payables		-	-
iii) Other financial liabilities		-	-
Provisions		-	-
Deferred tax liabilities (net)		-	-
3. Current Liabilities			
Financial Liabilities			
i) Borrowings		-	-
ii) Trade Payables		-	-
iii) Other financial liabilities		-	-
Other current liabilities			
Provision	8	1,798.81	1,353.88
Total Equity and Liability		84,288.17	1,01,026.39

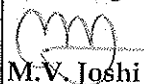
Notes referred to above form an integral part of the Financial Statements

As per our Report of Even Date

FOR P MURALI & CO.,

Chartered Accountants

Firm Registration No.007257S


M.V. Joshi

Partner

M. No. 024784

UDIN:25024784BMIX7K7481

Place : Hyderabad

Date : 27th May 2025

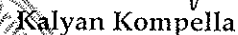
For and on behalf of the Board of Directors

M/s. Qfund Technologies Pvt Ltd


M.V. Srinivasa Rao

Director

0816834


Kalyan Kompella

Director

03137506

QFUND TECHNOLOGIES PRIVATE LIMITED

Statement of Profit and Loss for the Year ended March 31 (Rs. In Thousands)

Particulars	Note No	2025	2024
Revenue from operations	10	-	751.00
Other Income	11	-	7.97
Total Income		-	758.97
Expenses:			
Cost of materials consumed		-	-
Purchase of Stock in trade		-	-
Changes in inventories of finished goods, work in progress and stock in trade		-	-
Employee Benefit expenses	12	-	-
Depreciation	1	306.98	1,934.03
Amortization expense		-	-
Finance costs	13	4,449.23	5,020.85
Other Administrative expenses	14	13.85	254.38
Total Expenses		4,770.06	7,209.25
Profit / (loss) Before tax		(4,770.06)	(6,450.29)
Tax expense:			
(1) Current tax		-	-
(2) Deferred tax		434.15	(272.60)
Profit/ (loss) for the period form continuing operations		(5,204.21)	(6,177.69)
Other Comprehensive Income (Net of Tax)		-	-
Total Comprehensive Income for the period		(5,204.21)	(6,177.69)
Earning per equity share:			
(a) Basic		(520.42)	(617.77)
(b) Diluted		(520.42)	(617.77)

The accompanying notes are an integral part of the Financial Statements

As per our report of even date annexed

For and on behalf of the Board

M/s. Qfund Technologies Pvt Ltd

FOR P MURALI & CO.,

Chartered Accountants

Firm Registration No.007257S

M.V. Joshi

Partner

M. No. 024784

UDIN: 25024784BMIXTK7481

Place : Hyderabad

Date : 27th May 2025



(Signature)
M.V. Srinivasa Rao **Kalyan Kompella**
Director **Director**
 0816334 03137506



Cash Flow Statement for the year ended March 31

Particulars

2024

Kalyan Kompella
Director
03137506

QFUND TECHNOLOGIES PRIVATE LIMITED**Standalone Statement of Changes in Equity for the year ended 31 March 2025**

(All amounts in Indian Rupees In Thousands, except Share data and where otherwise stated)

EQUITY SHARE CAPITAL

	No. of Shares	Amount
Balance as at 31 March 2024	10,000	100.00
Balance as at 31 March 2025	10,000	100.00

Particulars	Reserves and Surplus				Total
	Capital Reserve	Securities Premium	General Reserve	Retained Earnings	
Balance as of 31 March 2023	-	-	-	7,062.74	7,062.74
Profit/(Loss) for the year	-	-	-	(6,177.69)	(6,177.69)
Other Comprehensive Income	-	-	-	-	-
Re-measurement Gains / (Losses) on Defined Benefit Plans, net of Tax	-	-	-	-	-
Income-tax effect	-	-	-	-	-
Balance as of 31 March 2024	-	-	-	885.06	885.06
Profit/(Loss) for the year	-	-	-	(5,204.21)	(5,204.21)
Other Comprehensive Income	-	-	-	-	-
Re-measurement Gains / (Losses) on Defined Benefit Plans, net of Tax	-	-	-	-	-
Income-tax effect	-	-	-	-	-
Balance as of 31 March 2025	-	-	-	(4,319.16)	(4,319.16)

The accompanying notes are an integral part of the Standalone Financial Statements.

As per our report of even date

FOR P MURALI & CO.,

Chartered Accountants

Firm Registration No.007257S




M.V. Joshi

Partner

M. No. 024784

Place : Hyderabad

Date : 27th May 2025

for and on behalf of the Board of Directors of
M/s. Qfund Technologies Pvt LtdM.V. Srinivasa Rao
Director
0816334

Notes forming part of Balance Sheet



Note No. 1

Property, Plant and Equipment

(Rs. In Thousands)

Particulars	OFFICE EQUIPMENT	COMPUTER HARDWARE	FURNITURE & INTERIOR	VEHICLES	COMPUTER SOFTWARE	PRODUCT DEVELOPMENT EXPENSES	Total
Deemed Cost							
At 31 March 2023	1,791.82	12,298.22	4,607.20	26,472.01	5,118.16	25,380.00	75,667.40
Additions	-	-	-	-	-	-	-
Deletions	-	-	-	-	-	-	-
At 31 March 2024	1,791.82	12,298.22	4,607.20	26,472.01	5,118.16	25,380.00	75,667.40
Additions							
Deletions							
At 31 March 2025	1,791.82	12,298.22	4,607.20	26,472.01	5,118.16	25,380.00	75,667.40
Accumulated Depreciation							
At 31 March 2023	1,702.23	11,683.31	4,240.13	23,754.97	5,118.16	24,669.14	71,167.92
Charge for the year	-	-	79.98	1,393.44	-	460.62	1,934.03
Less: Adjustments							
At 31 March 2024	1,702.23	11,683.31	4,320.11	25,148.40	5,118.16	25,129.75	73,101.95
Charge for the year	-	-	56.73	-	-	250.25	306.98
Less: Adjustments	-	-	-	-	-	-	-
At 31 March 2025	1,702.23	11,683.31	4,376.84	25,148.40	5,118.16	25,380.00	73,408.94
Carrying amount							
At 31 March 2024	89.59	614.91	287.09	1,323.60	-	250.25	2,565.44
At 31 March 2025	89.59	614.91	230.36	1,323.60	0.00	0.00	2,258.46

[Signature]



[Signature]

Notes forming part of Balance Sheet

(Rs. In Thousands)

NOTE NO.2 : CASH AND CASH EQUIVALENTS


Particulars	As At 31/03/2025	As At 31/03/2024
a) Balances with Banks :		
1) On Current Accounts	262.57	260.52
2) On Deposit Accounts		
b) Cash on Hand	13.71	19.61
Total	276.28	280.13

NOTE NO 3 :Loans (Unsecured, considered good unless otherwise stated)

Particulars	As At 31/03/2025	As At 31/03/2024
Non-current		
Security Deposits	-	-
	-	-
Current		
Loans to Related parties	59,659.69	75,267.21
Others	20,672.23	21,057.96
Total	80,331.92	96,325.17

NOTE NO 4 Other Current Assets

Particulars	As At 31/03/2025	As At 31/03/2024
Current Assets		
TDS Receivable	-	-
Total	-	-



QFUND TECHNOLOGIES PRIVATE LIMITED**Notes forming part of the Standalone Financial Statements**

(All amounts in Indian Rupees In Thousands, except Share data and where otherwise stated)

Note No. 5 : Share Capital**Authorized Share Capital**

10,000 (31 March 2023: 10,000) equity shares of INR 10 each

31 March 2025 31 March 2024

100.00 100.00

Issued, Subscribed and Fully Paid-up

10,000 equity shares of INR 10/- each fully paid-up

100.00 100.00

100.00 100.00

(a) Reconciliation of Shares outstanding at the beginning and end of the reporting year


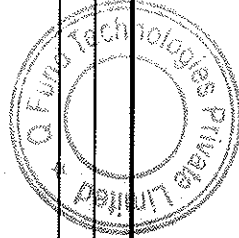
Particulars	31 March 2025		31 March 2024	
	No. of Equity Shares	Amount	No. of Equity Shares	Amount
Outstanding at the beginning of the year	10,000	100.00	10,000	100.00
Issued during the year	-	-	-	-
Outstanding at the end of the year	10,000	100.00	10,000	100.00

(b) Terms / rights attached to the Equity Shares

Equity Shares of the Company have a par value of INR 10 Per Share. Each holder of equity shares is entitled to one vote per share. The Company declares and pays dividend in Indian rupees. In the event of liquidation of the Company, the holders of Equity Shares will be entitled to receive remaining Assets of the Company, after distribution of all Preferential Amounts. The distribution will be in proportion to the number of Equity Shares held by the Shareholders.

(c) Details of Shareholders holding more than 5% shares in the Company

Particulars	31 March 2025		31 March 2024	
	No. of Equity Shares held	% holding in the class	No. of Equity Shares held	% holding in the class
Virinchi Ltd	10,000	100.00%	10,000	100.00%



(Rs in Thousands)

Note No. 6 : Other Equity

31 March 2025 31 March 2024

Capital Reserve:

Opening Balance

Add: Premium on fresh issue

Closing Balance

Securities Premium:

Opening Balance

Additions during the year

Closing Balance

Securities Premium consists of the difference between the face value of the Equity Shares and the consideration received in respect of Shares issued.

General Reserve:

Opening Balance

Add: Transfers during the year

Closing Balance

The General Reserve is used from time to time to transfer Profits from Retained Earnings for appropriation purposes. As the General Reserve is created by a transfer from one component of Equity to another and is not an item of Other Comprehensive Income, items included in the General Reserve will not be reclassified subsequently to Profit or Loss.

Retained Earnings:

Opening Balance

Profit / (Loss) for the year

Other Comprehensive Income

Less: Transfers to General Reserve


Closing Balance

Total Other Equity

885.06 7,062.74
(5,204.21) (6,177.69)

(4,319.16) 885.06
(4,319.16) 885.06

Retained Earnings reflect Surplus / Deficit after Taxes in the Profit or Loss. The amount that can be distributed by the Company as Dividends to its Equity Shareholders is determined based on the balance in this reserve and also considering the requirements of the Companies Act, 2013.



(Rs. In Thousands)

NOTE NO 7 Borrowings

Particulars	As At 31/03/2025	As At 31/03/2024
Non-current Borrowings		
Unsecured Loans		
From Related parties	82,983.52	94,962.45
Others	3,725.00	3,725.00
Total	86,708.52	98,687.45
Current Borrowings		
Secured Loans repayable on demand		
From Related parties		
Others		
Total	-	-

NOTE NO 8 Provision

Particulars	As At 31/03/2025	As At 31/03/2024
Statutory dues		
i) Income Tax Payable	810.50	810.50
ii) TDS Payable	947.01	502.09
Provision for Expenses		
i) Consultancy Charges Payable	35.40	35.40
ii) Audit Fee Payable	5.90	5.90
Total	1,798.81	1,353.88

NOTE NO 9 Deferred Tax Asset, net

Particulars	As At 31/03/2025	As At 31/03/2024
Opening Deferred Tax Asset/ (Liability)	1,855.66	1,583.05
Add: Deferred Tax for the current year	(434.15)	272.60
Total	1,421.50	1,855.66



Notes to Profit and loss statement

(Rs. In Thousands)

NOTE NO 10 Revenue from Operations

Particulars	Period Ended Mar 2025	Period Ended Mar 2024
Revenue from Services Domestic	-	751.00
Total	-	751.00

NOTE NO 11 Other Income

Particulars	Period Ended Mar 2025	Period Ended Mar 2024
Interest on IT Refund	-	7.97
Total	-	7.97

NOTE NO. 12 : EMLOYEE BENEFIT EXPENSES


Particulars	Period Ended Mar 2025	Period Ended Mar 2024
Salaries & Wages	-	-
Total	-	-

NOTE NO. 13 : FINANCE COST


Particulars	Period Ended Mar 2025	Period Ended Mar 2024
Interest on Borrowings from M/s.Virinchi Ltd	4,449.23	5,020.85
Total	4,449.23	5,020.85

NOTE NO. 14 OTHER ADMINISTRATIVE EXPENSES

Particulars	Period Ended Mar 2025	Period Ended Mar 2024
Insurance	-	35.40
Telephone, Postage and Others	-	-
Internet charge	-	-
Office Maintenance	-	-
Travelling and Conveyance	-	-
Consultancy Charges	-	-
Rates & Taxes	-	207.18
Bank Charges	7.95	5.90
Payment to Auditors:		
As Auditor	5.90	5.90
Total	13.85	254.38



Handwritten signature



1 Company background

Qfund Technologies Pvt. Ltd. (the 'Company') was incorporated in Hyderabad, India on 23rd Aug, 2010. The Company engaged in the business of undertake and execute any contract involving Computerized Information Systems by offering Software Products and related services including Web-based application facilities to the financial industry comprising of but not limited to Banking, Insurance, Payday Loan & other Financial Services Industries for easy disbursement short - term loans, long - term loans, insurance pay-outs, . And to undertake and execute Feasibility Studies, Turnkey Projects, know how, Research and Development, Training, Systems Development, Software and Hardware Development, Market, Research, Surveying and survey Data Analysis, Reorganization of Management, Financial Management, Operations Research and Real Time Applications, Time Sharing Business Applications, Industrial Engineering Applications, Process and Process Control.

2 Summary of significant accounting policies

2.1 Basis of preparation

These financial statements have been prepared in Indian Rupees which is the functional currency of the Company. These financial statements have been prepared on historical cost basis, except for certain financial instruments which are measured at fair value at the end of each reporting period, as explained in the accounting policies below. Historical cost is generally based on the fair value of the consideration given in exchange for goods and services. Fair value is the price that would be received to sell an asset or paid to transfer a liability in an orderly transaction between market participants at the measurement date.

All assets and liabilities have been classified as current or non-current as per the Company's normal operating cycle and other criteria set out in Schedule III to the Act. Based on the nature of the services and their realisation in cash and cash equivalents, the Company has ascertained its operating cycle as twelve months for the purpose of current or non-current classification of assets and liabilities.

2.2 Use of estimates and judgements

The preparation of the financial statements in conformity with Ind AS requires the management to make estimates, judgments and assumptions that affect the reported amount of assets, liabilities, and disclosure of contingent liabilities on the date of the financial statements, and the reported amounts of income and expenses during the reported period. Estimates and underlying assumptions are reviewed on an ongoing basis. Actual results could differ from those estimates. Appropriate changes to the accounting estimates are recognised prospectively.

The Company uses the following critical accounting estimates in preparation of its financial statements -

Property, plant and equipment, intangible assets and depreciation / amortisation

The charge in respect of periodic depreciation is derived after determining an estimate of an asset's expected useful life and the expected residual value at the end of its life. The useful lives and residual values of the Company's assets are determined by management at the time the asset is acquired and reviewed periodically, including at each financial year end. The lives are based on historical experience with similar assets as well as anticipation of future events which may impact their life, such as changes in technology, usage and other factors.

Taxes

The Company reviews the carrying amount of deferred tax assets at the end of each reporting period. The policy has been explained in note 2.10.

Defined benefit plans and compensated absences

The Company makes provision for defined benefit plans and compensated absences based on the actuarial valuation report issued by a certified actuary pursuant to Ind AS 19 - Employee benefits. The assumptions include attrition rate, salary escalation rate, discount rates, expected rate of return on assets and mortality rates.

Provisions and contingent liabilities


The Company estimates the provisions that have present obligations as a result of past events and it is probable that outflow of resources will be required to settle the obligations. These provisions are reviewed at the end of each reporting period and are adjusted to reflect the current best estimates.

The Company uses judgement to disclose contingent liabilities. Contingent liabilities are disclosed when there is a possible obligation arising from past events, the existence of which will be confirmed only by the occurrence or non-occurrence of one or more uncertain future events not wholly within the control of the Company or a present obligation that arises from past events where it is either not probable that an outflow of resources will be required to settle the obligation or a reliable estimate of the amount cannot be made.

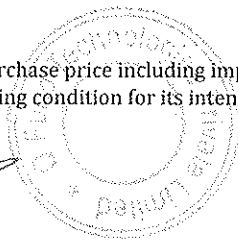
Contingent assets are neither recognised nor disclosed in the standalone financial statements.

2.3 Property, plant and equipment and intangibles

Property, plant and equipment are initially recorded at cost. Cost comprises the purchase price including import duty and non-refundable taxes and any directly attributable cost of bringing the asset to its working condition for its intended use.



Handwritten signature



Following initial recognition, property, plant and equipment are carried at cost less accumulated depreciation and impairment losses, if any.

Gains or losses arising from de-recognition of fixed assets are measured as the difference between the net disposal proceeds and the carrying amount of the asset and the same is recognized in the Statement of profit and loss when the asset is de-recognized.

Capital work-in-progress comprises the cost of fixed assets that are not yet ready for their intended use at the reporting date.

Depreciation and amortisation

Pursuant to the Act being effective from 1 April 2014, the depreciation on tangible fixed assets is provided as per the useful life prescribed under Part C of Schedule II to the Act, except for one class of assets categorised as "Plant and equipment" where the useful life assessed is lower taking into account the nature of the asset, the estimated usage of the asset, the operating conditions of the asset and past history of replacement.

Based on the internal assessment and taking into account the nature of asset, the estimated usage of the asset and the operating conditions of the asset, the management believes that its estimates of useful lives as given below best represent the period over which management expects to use these assets. Depreciation is provided on a pro-rata basis as per straight line method over the estimated useful lives of the assets. The useful lives are as below: -

Asset	Estimated useful life
Intangible Assets	
Computer software	3 years
Property, plant and equipment (Tangible assets)	
Plant and equipment	3 years
Computers and peripherals	3 years for computer and other IT assets, 6 years for Networking assets and Servers
Office equipment	5 years

Intangible assets:

Application software purchased, which is not an integral part of the related hardware, is classified as intangible assets and amortised on a straight line basis over its useful life, not exceeding six years, as determined by management.

The Company has incurred costs on internally developed software projects for own use. The costs, which are directly attributable to such software projects, have been capitalized and classified as internally developed intangible assets under the category of "Intangible assets" for projects completed as at balance sheet date. Management has estimated the useful life of software as six years. The projects which were not completed as at balance sheet date have been classified as "Internally developed intangible assets under development" under fixed assets schedule in the balance sheet.

Intangible assets under development :

Intangible Assets under development consist of Games under Development which are expected to directly yield significant revenues over the coming years. The cost of the employees who are engaged in the development of the games along with any other costs directly attributable to the development of games are included in the cost of the games.

2.4 Revenue Recognition

Revenue from services

Revenue is recognized to the extent it is probable that the economic benefits will flow to the Company and the revenue can be reliably measured. The amount recognised as revenue is exclusive of goods and service tax and is net of discounts.

The Company has adopted Ind AS 115 Revenues from Contracts with Customers ('Ind AS 115') which sets forth a single comprehensive model for recognizing and reporting revenues.

Revenue is recognised upon transfer of control of promised products or services to customers in an amount that reflects the consideration the Company expects to receive in exchange for those products or services. To recognise revenues, the Company applies the following five step approach: (1) identify the contract with a customer, (2) identify the performance obligations in the contract, (3) determine the transaction price, (4) allocate the transaction price to the performance obligations in the contract, and (5) recognize revenues when a performance obligation is satisfied.

Transaction price

A contract's transaction price is allocated to each distinct performance obligation and recognized as revenue when, or as, the performance obligation is satisfied. The Company didn't have any contracts with multiple performance obligations.

Interest income

Interest income is recognised on a time proportion basis taking into account the amount outstanding and applicable interest rate. Interest on Income tax refund is recognised at the time of receipt of Income tax refund.


Other income

Dividend income is accounted for when the right to receive is established.

2.5 Financial instruments

Initial recognition

The Company recognizes financial assets and liabilities when it becomes a party to the contractual provisions of the instrument. All financial assets and liabilities are recognised at fair value on initial recognition, except for trade receivables which are initially measured at the transaction price.



Subsequent measurement

(a) **Non-derivative financial instruments**

(i) **Financial assets carried at amortised cost**

A financial asset is subsequently measured at amortised cost if it is held within a business model whose objective is to hold the asset to collect contractual cash flows and the contractual terms of the financial asset give rise on specified dates to cash flows that are solely payments of principal and interest on the principal amount outstanding.

(ii) **Financial assets at fair value through other comprehensive income ('FVOCI')**

Financial assets that are held within a business model whose objective is achieved by both, selling financial assets and collecting contractual cash flows that are solely payments of principal and interest, are subsequently measured at fair value through other comprehensive income.

(iii) **Financial assets at fair value through profit or loss**

A financial asset which is not classified in the above categories is subsequently fair valued through the Statement of Profit and Loss.

(iv) **Financial liabilities**

Financial liabilities are subsequently carried at amortised cost using the effective interest method. For trade and other payables maturing within one year of the Balance Sheet date, the carrying amounts approximate the fair value due to the short maturity of these instruments.

(b) **Derivative financial instruments**

The Company has not entered into any forward contracts to hedge and manage its foreign currency exposures or otherwise.

Derecognition of financial instrument

The Company derecognises the financial asset when the contractual rights to the cashflow from the financial asset expires or it transfers the contractual rights to receive the cash flows from the asset. A financial liability is derecognised when the obligation specified in the contract is discharged or cancelled or expires.

In determining the fair value of its financial instruments, the Company uses a variety of methods and assumptions that are based on market conditions and risks existing at each reporting date.

Determination of fair value

The fair value of a financial instrument on initial recognition is normally the transaction price (fair value of the consideration given or received). Subsequent to initial recognition, the Company determines the fair value of financial instruments that are quoted in active markets using the quoted bid prices (financial assets held) or quoted ask prices (financial liabilities held) and using valuation techniques for other instruments.

Offsetting

Financial assets and financial liabilities are offset and the net amount presented in the balance sheet when, and only when, the Company currently has a legally enforceable right to set off the amounts and it intends either to settle them on a net basis or to realise the asset and settle the liability simultaneously.

2.6 Impairment

Financial assets

Expected credit loss ('ECL') are recognised for the financial assets which are not fair valued through Profit or Loss. Loss allowance for trade receivables with no significant financing component is measured at an amount equal to lifetime ECL. For all other financial assets, ECL are measured at an amount equal to the twelve month expected credit losses for all originated or acquired financial assets provided as on the reporting date the credit risk of the financial asset has not increased significantly since its initial recognition. However ECL are measured at an amount equal to the life time expected credit losses if as on the reporting date the credit risk on the financial asset has increased significantly since its initial recognition.

2.7 Leases

The Company's lease assets primarily consist of leases for office space.

On 1 April 2020, the Company adopted Ind AS 116 Leases ('Ind AS 116') and applied the standard to its leases, retrospectively, with the cumulative effect of initially applying the standard, recognised on the date of initial application.



Company as a lessee

A contract is, or contains, a lease if the contract conveys the right to control the use of the underlying asset for a period of time in exchange for consideration. To assess whether a contract conveys the right to control the use of an underlying asset, the Company assesses whether:

(i) the contract involves the use of an underlying asset

(ii) the Company has substantially all of the economic benefits from use of the underlying asset through the period of the lease and

(iii) the Company has the right to direct the use of the underlying asset.



At the date of commencement of the lease, the Company recognises a right-of-use asset representing its right to use the underlying asset for the lease term and a corresponding lease liability for all lease arrangements in which it is a lessee. The Company has elected to separate non-lease components from lease components, and accounts for each lease component and any associated non-lease components separately.

The Company's leases may include the option to extend or terminate before the end of the contractual term and are often non-cancellable or cancellable only by the payment of penalties. The Company determines the lease term as the non-cancellable period of a lease, together with both periods covered by an option to extend the lease if the Company is reasonably certain to exercise that option; and periods covered by an option to terminate the lease if the Company is reasonably certain not to exercise that option. In performing this assessment the Company considers all relevant facts and circumstances that create an economic incentive for the Company to exercise the option to extend the lease, or not to exercise the option to terminate the lease. The lease term in future periods is reassessed to ensure that it reflects the current economic circumstances.

The cost of the right-of-use asset measured at inception shall comprise of the amount of the initial measurement of the lease liability adjusted for any lease payments made at or before the commencement date, adjusted by the amount of any initial direct costs incurred and the unamortised fair value of the security deposit paid to the lessor. The right of use asset is subsequently measured at cost less accumulated amortisation and impairment losses, if any and adjusted for any remeasurement of the lease liability. Right-of-use assets are depreciated from the commencement date on a straight-line basis over the shorter of the lease term and useful life of the underlying asset.

The lease liability represents the obligation to make payments arising from lease arrangements and is initially measured at the present value of the future lease payments.

The lease payments are discounted using the interest rate implicit in the lease, if that rate can be readily determined. If that rate cannot be readily determined, the Company uses its incremental borrowing rate on that date as the discount rate to calculate the present value. The incremental borrowing rate approximates the rate at which it could borrow on a secured basis for a similar term, an amount equal to lease payments in a similar economic environment. The lease liability is subsequently remeasured by increasing the carrying amount to reflect interest on the lease liability and reducing the carrying amount to reflect the lease payments made. The lease liability is remeasured upon the occurrence of certain events such as a change in the lease term or a change in the lease payments. The remeasurement normally also adjusts the right-of-use assets.

The Company recognises the amount of the re-measurement of lease liability due to modification as an adjustment to the right-of-use asset and statement of Profit and Loss depending upon the nature of modification. Where the carrying amount of the right-of-use asset is reduced to zero and there is a further reduction in the measurement of the lease liability, the Company recognises any remaining amount of the re-measurement in statement of Profit and Loss.

Lease liability and ROU asset have been separately presented in the Balance Sheet and lease payments have been classified as financing cash flows.

The Company has elected not to apply the requirements of Ind AS 116 Leases to short-term leases of all assets that have a lease term of 12 months or less and leases for which the underlying asset is of low value. The lease payments associated with these leases are recognised as an expense on a straight-line basis over the lease term.

2.8 Employee benefits

Defined contribution plans

The Company makes contribution towards provident fund and employee's state insurance to a defined contribution retirement benefit plan for qualifying employees. In case of provident fund, both the employee and the Company make monthly contribution equal to a specified percentage of the covered employee's salary or a fixed monthly contribution. The monthly contribution payable by the Company is charged to the Statement of Profit and Loss as incurred.

Defined benefit plans

The Company provides for gratuity using the Projected Unit Credit method, with actuarial valuations being carried out at each Balance sheet date, based on legislations as enacted as at the Balance sheet date. The obligation is measured at the present value of the estimated future cash flows. The discount rates used for determining the present value of the obligation under defined benefit plan are based on the market yields on Government securities as at the Balance sheet date. The Company recognises the net obligation of a defined benefit plan in its Balance sheet as an asset or liability. Gains or losses through re-measurement of the net defined benefit liability / (asset) are recognised in other comprehensive income. The effects of any plan amendments are recognised in Statement of Profit and Loss.



The gratuity obligation recognised in the Balance sheet represents the present value of the defined benefit obligation as adjusted for unrecognised past service cost and as reduced by the fair value of scheme assets.

Short-term employee benefits

The undiscounted amount of short-term employee benefits expected to be paid in exchange for the services rendered by the employees is recognised during the period when the employee renders the service.

2.9 Foreign currency transactions

Transactions and translations



Income and expenses in foreign currencies are translated at the exchange rates prevailing on the date of the transaction. Net exchange gain or loss resulting in respect of foreign exchange transactions settled during the year is recognised in the Statement of Profit and Loss for the year. Monetary assets and liabilities at year end are translated at the exchange rates prevailing on the Balance sheet date and the resulting net gain or loss is recognised in the Statement of Profit and Loss.

Functional currency

The functional currency of the Company is the Indian rupee ('INR'). Items included in the financial statements of the Company are recorded using currency of the primary economic environment in which the Company operates ('the functional currency'). All financial information presented in Indian Rupees has been rounded to the nearest lakhs, except otherwise indicated. The amount in 'zero' ('0') represents amount less than Indian Rupees one lakh.

2.10 Income tax

Income-tax expense comprises of current tax expense and deferred tax charge or credit.

Income-tax expense is recognised in the Statement of Profit and Loss except to the extent that it relates to items recognised directly in equity, in which case it is recognised in other comprehensive income.

Current taxes

Provision for current income-tax is recognised in accordance with the provisions of the Indian Income tax Act, 1961 and is made annually based on the tax liability after taking credit for tax allowances and exemptions.

Deferred taxes

Deferred income-tax assets and liabilities are recognised for all temporary differences arising between the tax base of assets and liabilities and their carrying amounts in the financial statements. Deferred tax assets are reviewed at each reporting date and are reduced to the extent that it is no longer probable that the related tax benefit will be realised.

Deferred income-tax assets and liabilities are measured using tax rates and tax laws that have been enacted or substantively enacted by the balance sheet date and are expected to apply to taxable income in the years in which those temporary differences are expected to be recovered or settled. The effect of changes in tax rates on deferred income-tax assets and liabilities is recognised as income or expense in the period that includes the enactment or the substantive enactment date. A deferred income-tax asset is recognised to the extent that it is probable that future taxable profit will be available against which the deductible temporary differences and tax losses can be utilised. The Company offsets current tax assets and current tax liabilities where it has a legally enforceable right to set-off the recognised amounts and where it intends either to settle on a net basis, or to realize the asset and settle the liability simultaneously.

2.11 Earnings per share

The basic earnings per equity share is computed by dividing the net profit or loss for the year attributable to the equity shareholders by the weighted average number of equity shares outstanding during the reporting year. The number of shares used in computing diluted earnings per share comprises the weighted average number of shares considered for deriving basic earnings per share, and also the weighted average number of equity shares which may be issued on the conversion of all dilutive potential shares, unless the results would be anti-dilutive.

2.12 Provisions and contingencies

The Company creates a provision when there is a present legal or constructive obligation as a result of a past event that probably requires an outflow of resources embodying economic benefits and a reliable estimate can be made of the amount of the obligation. A disclosure for a contingent liability is made when there is a possible obligation or a present obligation that may, but probably will not, require an outflow of resources. When there is a possible obligation or a present obligation in respect of which the likelihood of outflow of resources is remote, no provision or disclosure is made. Provisions are reviewed at each Balance sheet date and adjusted to reflect the current best estimate.



Provisions for onerous contracts are recognised when the expected benefits to be derived from a contract are lower than the unavoidable costs of meeting the future obligations under the contract. The provision is measured at the present value of the lower of the expected cost of terminating the contract and the expected net cost of continuing with the contract. Before a provision is established, the Company recognises any impairment loss on the assets associated with that contract.

2.13 Cash and cash equivalents

The Company considers all highly liquid financial instruments, which are readily convertible into known amounts of cash that are subject to an insignificant risk of change in value and having original maturities of three months or less from the date of purchase, to be cash equivalents. Cash and cash equivalents consist of balances with banks which are unrestricted for withdrawal and usage.

2.14 Cash flows

Cash flows are reported using the indirect method, whereby profit for the period is adjusted for the effects of transactions of a non-cash nature, any deferrals or accruals of past or future operating cash receipts or payments and item of income or expenses associated with investing or financing cash flows. The cash flows from operating, investing and financing activities of the Company are segregated.



M/s QFUND TECHNOLOGIES PRIVATE LIMITED

Notes to Financial Statements:

All amounts in INR thousands, Except No. of shares& EPS

15) The Company has not entered into any business transactions nor has borrowed any amounts from suppliers registered under the Micro, Small and Medium Enterprises Development act, 2006.

16) Auditors' Remuneration:


Particulars	31-03-2024 Amount	31-03-2025 Amount
Audit Fee	5.90	5.90

17) (a) Related Parties

1. Virinchi Limited.
2. Virinchi Healthcare Pvt Ltd
3. Tyohar Foods Pvt Ltd
4. Virinchi Learning Pvt. Ltd.
5. PKI Solutions Pvt. Ltd.
6. Shri Shri Resorts Pvt. Ltd.
7. Vivo Bio Tech Ltd
8. Ksoft Systems Inc

(b) Related Party Transactions:

Name of the Related party	Nature of transaction	Relation	Balance as on 31.03.2024	Balance as on 31.03.2025
Virinchi Limited	Advance Received	Holding company	76,245	63,352
Virinchi Healthcare Pvt Ltd	Advance (Received)/Given	Common Parent Company	275	275
Tyohar Foods Pvt Ltd	Advance Given	Common Parent Company	2,131	2,131
Virinchi Learning Pvt. Ltd.	Advance Given	Common Parent Company	4,360	4,360
PKI Solutions Pvt. Ltd.	Advance Given	Common Promoter	42,541	26,933




Shri Shri Resorts Pvt. Ltd.	Advance Given	Common Promoter	3,246	3,246
Vivo Bio Tech Ltd	Advance Given	Common Promoter	3,470	3,470
Ksoft Systems Inc	Advance Given	Common Parent Company	527	527

18) **Earnings per Share:(All amounts in INR thousands, Except No. of shares& EPS)**

Particulars	2023-24 Amount	2024-25 Amount
a) Net profit / (loss) after tax for the year	(6,177.69)	(5,204.21)
b) Weighted average no. of shares outstanding during the year	10,000	10,000
c) Basic earnings per share (rounded off to nearest rupee) (Rs.)	(618)	(520)
d) Nominal value of shares (fully paid up) (Rs.)	10	10

19) **Additional Regulatory information**

- The Company doesn't have immovable property.
- The Company has not revalued any of its Property, Plant and Equipment during the year.
- The Company has not granted any loans or advances in the nature of loans to promoters, directors, KMPs and other related parties.
- There are no proceedings initiated or pending against the company for holding any Benami property under the Benami Transactions (Prohibition) Act, 1988 (45 of 1988) and rules made there under.
- The Company has no borrowings from banks or financial institutions on the basis of security of current assets and the quarterly returns or statements filed by the company with such banks or financial institutions are in agreement with the books of account of the Company.
- The Company is not declared as willful defaulter by any bank or financial Institution or other lenders.
- The Company did not have any transactions with Companies struck off under Section 248 of Companies Act, 2013 or Section 560 of Companies Act, 1956 considering the information available with the Company.



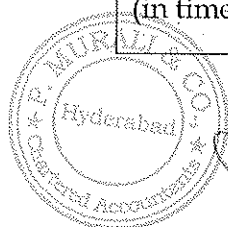
g.v. [Signature]




- 20) The Company does not have any transactions which are not recorded in the books of accounts that has been surrendered or disclosed as income in the tax assessments under the Income Tax Act, 1961 during the year.
- 21) The Company has not traded or invested in Crypto currency or Virtual Currency during the financial year.
- 22) The company has not advanced/loans/invested or received funds (either borrowed funds or share premium or any other sources or kind of funds to any other persons or entities, including foreign entities (Intermediaries) with the understanding (whether recorded in writing or otherwise) that the Intermediary shall directly or indirectly lend or invest in other persons or entities identified in any manner whatsoever by or on behalf of the company (Ultimate Beneficiaries) or provide any guarantee, security or the like to or on behalf of the Ultimate Beneficiaries.
- 23) The company has also not received any fund from any person(s) or entity(ies), including foreign entities (Funding Party) with the understanding (whether recorded in writing or otherwise) that the company shall (i) directly or indirectly lend or invest in other persons or entities identified in any manner whatsoever by or on behalf of the Funding Party (Ultimate Beneficiaries) or (ii) provide any guarantee, security or the like on behalf of the Ultimate Beneficiaries.
- 24) The Company is not covered under the provisions of section 135 of the Companies Act, 2013.
- 25) In the opinion of the management, the assets as shown in the financial Statements have a value on realization in the ordinary course of business of at least equal to the amount at which they are stated in the balance sheet.

26) **Ratios**


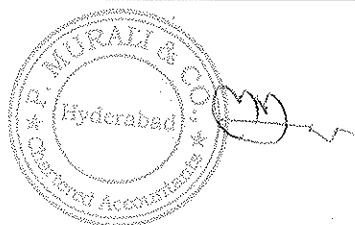
Ratios	Numerator	Denominator	Current year	Previous year	Variance (in %)
Current ratio (in times)	Total current assets	Total current liabilities	44.81	71.35	-37.20
Debt-Equity ratio (in times)	Debt consists of borrowings and lease liabilities*	Total Equity	(20.55)	100.18	-120.51



Handwritten signature in blue ink.



Debt service coverage ratio (in times)	Earning for Debt Service = Net Profit after taxes + Non-cash operating expenses + Interest + Other non-cash adjustments	Debt service = Interest and lease payments + Principal repayments*	(0.10)	0.15	-165.05
Return on equity ratio (in %)	Profit for the year less Preference dividend (if any)	Average total equity	321.83	-151.64	-321.23
Inventory Turnover Ratio	Cost of goods sold OR sales	Average Inventory	N.A	N.A	NA
Trade receivables turnover ratio (in times)	Revenue from operations	Average trade receivables	N.A	N.A	NA
Trade payables turnover ratio (in times)	Purchase of Services and other expenses	Average trade payables	N.A	N.A	NA
Net capital turnover ratio (in times)	Revenue from operations	Average working capital (i.e. Total current assets less Total current liabilities)	0	0.79	-100
Net profit ratio (in %)	Profit for the year	Revenue from operations	N.A	N.A	NA
Return on capital employed (in %)	Profit before tax and finance costs	Capital employed = Tangible Net worth + Lease liabilities + Deferred tax liabilities	-0.39	-1.43	-72.88
Return on investment (in %) -Unquoted	Income generated from invested funds	Average invested funds in treasury investments	N.A	N.A	NA



- 27) Previous year's figures have been regrouped wherever necessary to conform to the layout adopted in the current year.
- 28) Figures have been rounded off to the nearest Rupees in thousands.


SIGNATURE TO NOTES 1 To 28


As per our report of even date


For and on behalf of the Board

For P. Murali & Co.
Chartered Accountants
Firm's Regn.No:007257S

M/s QFUND TECHNOLOGIES PRIVATE
LIMITE


M.V. Joshi
Partner
M.No. 024784
UDIN: 25024784BMIXTK7481




M.V. Srinivasa Rao
Director
DIN: 00816334


Kalyan Kompella
Director
DIN: 03137506



Place: Hyderabad
Date: 27/05/2025